



The Snow Centre Hemel
Club National 2015
Special Slalom - Girls & Boys U12/10
Final ranking - Club National

Rank	Bib.	RegNo	Year	Cat	Rank	Name	====	Club	Run 1	Run 2	Time
++ Under 10 - Girls ++											
1	10	DAYOH	2006	U10	(1)	HOWESON Olivia		HEM	14.01	14.08	14.01
2	2	DAYHT	2007	U10	(2)	TUTT Holly		HEM	14.56	14.14	14.14
3	11	22859	2007	U10	(3)	PUTMAN Daisy		TSN	15.31	14.76	14.76
4	8	22858	2006	U10	(4)	PUTMAN Abigail		TSN	14.88	15.14	14.88
5	13	DAYSQ	2006	U10	(5)	QUALTROUGH Sofia		HEM	15.55	15.68	15.55
6	1	22851	2007	U10	(6)	DAVEY Annabelle		SPR	15.82	16.98	15.82
7	16	DAYCL	2006	U10	(7)	LYMBERY Chloe		TSN	17.00	16.84	16.84

Did Not Start - Run 1 (1)

9	22110	2006	U10		FAIRFULL Madeleine		HEM
---	-------	------	-----	--	--------------------	--	-----

Did Not Start - Run 2 (1)

9	22110	2006	U10		FAIRFULL Madeleine		HEM
---	-------	------	-----	--	--------------------	--	-----

++ Under 10 - Boys ++

1	26	22059	2006	U10	(1)	DADE Jake		NOR	13.30	13.25	13.25
2	42	22771	2007	U10	(2)	QUINN Charlie		SZR		13.56	13.56
3	41	22780	2007	U10	(3)	BOODEEA Adam		SZR	14.06	14.25	14.06
4	27	DAYBS.	2006	U10	(4)	SMITH Ben		VIK	14.30	14.20	14.20
5	25	DAYBS	2007	U10	(5)	SMITH Bradley		VIK	16.13	15.09	15.09

Disqualified - Run 1 (2)








36	DAYHD	2006	U10		DUNCAN Harry		TSN				Gate 7
42	22771	2007	U10		QUINN Charlie		SZR		13.56		Gate 13

Disqualified - Run 2 (1)


36	DAYHD	2006	U10		DUNCAN Harry		TSN				Gate 11
----	-------	------	-----	--	--------------	--	-----	--	--	--	---------

++ Under 12 - Girls ++

1	12	20700	2005	U12	(1)	BENNETT Grace		LIO	13.58	13.23	13.23
2	20	22825	2005	U12	(2)	BARTLETT Honor		VIK	13.40	13.88	13.40
3	14	DAYOH.	2004	U12	(3)	HERRIES Olivia		HEM	13.95	13.42	13.42
4	15	22122	2005	U12	(4)	THOMPSON Niamh		TSN	13.63	13.95	13.63
5	3	22200	2004	U12	(5)	PETERSON Lexie		HEM	14.53	14.40	14.40

Rank	Bib.	RegNo	Year	Cat	Rank)	Name	====	Club	Run 1	Run 2	Time
6	5	DAYMM	2005	U12	(6)	MANN Madeleine		VIK	14.67	14.73	14.67
7	17	DAYES	2005	U12	(7)	SHAW Emma		HEM	15.26	15.20	15.20
8	7	DAYEK	2004	U12	(8)	KING Emily		VIK	16.48	15.97	15.97
9	6	22941	2004	U12	(9)	WILKINSON Evie		SMK	16.78	16.40	16.40
10	4	DAYLA	2005	U12	(10)	ALEY Lauren		HEM	17.73	16.77	16.77
11	19	22900	2005	U12	(11)	ARLOTT Holly		HEM	17.04	17.60	17.04
12	18	22213	2005	U12	(12)	WHITMARSH-ALI Evie		CHT	18.05	17.58	17.58

++ Under 12 - Boys ++

1	33	21213	2004	U12	(1)	METHERINGHAM Zachary		SMK	11.70	11.84	11.70
2	38	21121	2005	U12	(2)	STANWAY Kayne		SMK	11.82	11.84	11.82
3	37	21197	2004	U12	(3)	URQUHART Aidan		HEM	12.33	12.07	12.07
4	30	22087	2005	U12	(4)	PARKER Travis		NOR		12.52	12.52
5	34	21713	2004	U12	(5)	B EGLIN Thomas		HEM	13.05	12.85	12.85
6	40	22026	2005	U12	(6)	LOUTH Oscar		HEM	13.03	12.92	12.92
7	35	DAYJQ	2004	U12	(7)	QUALTROUGH Joseph		HEM		14.26	14.26
8	29	22350	2005	U12	(8)	PARRY-GOKCE Louis		ASR	14.67	14.42	14.42
9	39	22838	2005	U12	(9)	BEVAN James	WM	WM	16.42	15.67	15.67
10	31	DAYMV	2004	U12	(10)	VL AISAVLJEVIC Max		HEM	17.08	16.87	16.87
11	28	DAYAP	2005	U12	(11)	PAGE-BROWNE Adam		WGC	18.22	17.47	17.47
12	32	DAYTB	2004	U12	(12)	BOURKE Thomas		HEM	18.56	17.56	17.56

Did Not Finish - Run 1 (1)

30	22087	2005	U12		PARKER Travis		NOR		12.52		
----	-------	------	-----	--	---------------	--	-----	--	-------	--	--

Disqualified - Run 1 (1)

35	DAYJQ	2004	U12		QUALTROUGH Joseph		HEM		14.26		Gate 4
----	-------	------	-----	--	-------------------	--	-----	--	-------	--	--------

Technical Delegate



**The Snow Centre Hemel
Club National 2015
Special Slalom - Females
Final ranking - Club National**

Rank	Bib.	RegNo	Year	Cat	Rank	Name	====	Club	Run 1	Run 2	Time
1	55	18318	2000	U16	(1)	KRAHELSKI Alicja		HEM	12.75	13.26	26.01
2	53	20496	2002	U14	(1)	SCRANAGE-HARRISON Eleanor		HEM	13.02	13.10	26.12
3	62	20317	2000	U16	(2)	WALTON Kirsten		LIO	13.41	13.68	27.09
4	57	19773	1997	U21	(1)	CURTIS Marie		HEM	12.91	14.23	27.14
5	58	18793	1997	U21	(2)	O'NEILL Ella		HEM	13.27	14.23	27.50
6	52	18617	1997	U21	(3)	HANCOCK Maxine		MID	13.84	14.08	27.92
7	72	DAYED	1999	U18	(1)	DEAN Emily		HEM	14.12	14.16	28.28
8	64	19712	1999	U18	(2)	BOTY Carys		HEM	14.17	14.66	28.83
9	89	22536	2000	U16	(3)	MCLEISH Alice		ESX	14.28	14.94	29.22
10	76	DAYCB	1999	U18	(3)	BLYTH Charlotte		HEM	13.98	15.27	29.25
11	70	21441	2002	U14	(2)	ORCHARD Ellie		HEM	14.51	15.16	29.67
12	88	DAYHB	1999	U18	(4)	BELGER Hattie		HEM	14.81	15.01	29.82
13	61	22083	2001	U16	(4)	HAWKINS Danielle		HEM	14.83	15.08	29.91
14	51	22049	1999	U18	(5)	PETERSON Amy		HEM	15.01	15.56	30.57
15	60	20339	2000	U16	(5)	BURROUGHS Hannah		NOR	14.94	16.04	30.98
16	66	22084	2001	U16	(6)	HAWKINS Lily		HEM	15.58	15.46	31.04
17	68	20725	2002	U14	(3)	WARMINGTON Harriet		HEM	15.11	16.00	31.11
18	82	21334	2003	U14	(4)	BOTY Nia		HEM	15.52	16.05	31.57
19	91	10660	1963	MAS	(1)	WALSH Carrie	ALD	ALD	15.51	16.74	32.25
20	54	21349	1980	MAS	(2)	HILLS Alison		MSR	15.95	16.58	32.53
21	84	21836	2000	U16	(7)	WHITMARSH-ALI Megan		CHT	15.49	17.23	32.72
22	83	22302	1999	U18	(6)	HILLIARD Charlotte		BOW	16.12	16.96	33.08
23	74	21972	2002	U14	(5)	MORGAN Samantha		HEM	16.79	16.65	33.44
24	75	DAYAW	2003	U14	(6)	WATERS Abigail		HEM	16.84	17.13	33.97
25	69	20178	1967	MAS	(3)	DEIGHTON Avelline		HEM	16.78	17.51	34.29
26	71	DAYCM	2003	U14	(7)	MCGONIGAL Cordelia		HEM	17.21	17.60	34.81
27	79	22806	2003	U14	(8)	FARROW Ellie		HEM	17.19	17.72	34.91
28	90	21919	2002	U14	(9)	FROST Eleanor		SUR	17.35	17.98	35.33
29	78	DAYHD.	1973	MAS	(4)	DE VILLIERS Hayley		HEM	17.18	18.21	35.39
30	80	DAYLG	2002	U14	(10)	GOULD Lauren		ESX	17.57	18.25	35.82
31	81	22327	2000	U16	(8)	CALDWELL Cara		TSN	18.83	19.51	38.34
32	59	18934	1994	SEN	(1)	VALE Nikkie		CHT	21.89	17.19	39.08
33	56	18933	2001	U16	(9)	VALE Lauren		CHT	13.91	25.43	39.34
34	85	22615	2001	U16	(10)	FABER Sophie		TSN	15.60	35.21	50.81

Did Not Start - Run 1 (5)

63	19739	2002	U14	ROSE Rebecca		SMK
67	20767	2000	U16	WEBSTER Atlanta		NOR
77	21719	2003	U14	THOMAS Sophie		HEM
86	22144	2001	U16	BREEN Kate		SUR
87	21925	2003	U14	MCLEISH Emily		HEM






The Snow Centre Hemel
 Club National 2015
 Special Slalom - Females
 Final ranking - Club National

Rank	Bib.	RegNo	Year	Cat	Rank)	Name	====	Club	Run 1	Run 2	Time
------	------	-------	------	-----	-------	------	------	------	-------	-------	------

Disqualified - Run 1 (2)

	65	22082	2001	U16		HAWKINS Zara		HEM		14.42	Gate 4
	73	21816	1999	U18		TUBBS Jessica		TSN		16.63	Gate 7

Did Not Start - Run 2 (5)

	63	19739	2002	U14		ROSE Rebecca		SMK			
	67	20767	2000	U16		WEBSTER Atlanta		NOR			
	77	21719	2003	U14		THOMAS Sophie		HEM			
	86	22144	2001	U16		BREEN Kate		SUR			
	87	21925	2003	U14		MCLEISH Emily		HEM			

Technical Delegate



**The Snow Centre Hemel
Club National 2015
Special Slalom - Females
Official ranking - Race 1**

COMPETITION JURY

TECHNICAL DELEGATE	COLE Tristan	(GBR)
CHIEF OF RACE	GRANT Andrea	(HEM)
REFEREE	JENKINS Lloyd	(NOR)
START REFEREE	FLAHIVE Dermot	
FINISH REFEREE	GRANT Charles	

WEATHER

CONDITIONS	Indoor Snow
SNOW	Crisp & Even !!
AIR TEMPERATURE	START : -7.0 °C FINISH : -6.0 °C

COURSESETTER**FORERUNNERS****COURSE****START****FINISH****DROP****LENGTH****HOMOLOGATION****GATES****DIRECTIONS****STARTING TIME**









- A -	REIDY Jon	(HEM)	- A -	HUMPHREYS Charles	(HEM)
	HUMPHREYS Charles	(HEM)		HUMPHREYS Charles	(HEM)
	The Snow Centre - Hemel				
	63 m				
	35 m				
	28 m				
	160 m				
	CN GP PS 24-Jul-2019				
	13				
	13				
	1615				

LIST n°315 APPLIED PENALTY : 42.32






F = 720

Rank	Bib.	RegNo	Year	(Rank)	Cat	Name	====	Club	Time	Points
1	55	18318	2000	(1)	U16	KRAHELSKI Alicja		HEM	12.75	0.00
2	57	19773	1997	(1)	U21	CURTIS Marie		HEM	12.91	9.04
3	53	20496	2002	(1)	U14	SCRANAGE-HARRISON Eleanor		HEM	13.02	15.25
4	58	18793	1997	(2)	U21	O'NEILL Ella		HEM	13.27	29.36
5	62	20317	2000	(2)	U16	WALTON Kirsten		LIO	13.41	37.27
6	52	18617	1997	(3)	U21	HANCOCK Maxine		MID	13.84	61.55
7	56	18933	2001	(3)	U16	VALE Lauren		CHT	13.91	65.51
8	76	DAYCB	1999	(1)	U18	BLYTH Charlotte		HEM	13.98	69.46
9	72	DAYED	1999	(2)	U18	DEAN Emily		HEM	14.12	77.36
10	64	19712	1999	(3)	U18	BOTY Carys		HEM	14.17	80.19
11	89	22536	2000	(4)	U16	MCLEISH Alice		ESX	14.28	86.40
12	70	21441	2002	(2)	U14	ORCHARD Ellie		HEM	14.51	99.39
13	88	DAYHB	1999	(4)	U18	BELGER Hattie		HEM	14.81	116.33
14	61	22083	2001	(5)	U16	HAWKINS Danielle		HEM	14.83	117.46
15	60	20339	2000	(6)	U16	BURROUGHS Hannah		NOR	14.94	123.67
16	51	22049	1999	(5)	U18	PETERSON Amy		HEM	15.01	127.62
17	68	20725	2002	(3)	U14	WARMINGTON Harriet		HEM	15.11	133.27
18	84	21836	2000	(7)	U16	WHITMARSH-ALI Megan		CHT	15.49	154.73
19	91	10660	1963	(1)	MAS	WALSH Carrie		ALD	15.51	155.86
20	82	21334	2003	(4)	U14	BOTY Nia		HEM	15.52	156.42
21	66	22084	2001	(8)	U16	HAWKINS Lily		HEM	15.58	159.81
22	85	22615	2001	(9)	U16	FABER Sophie		TSN	15.60	160.94
23	54	21349	1980	(2)	MAS	HILLS Alison		MSR	15.95	180.71
24	83	22302	1999	(6)	U18	HILLIARD Charlotte		BOW	16.12	190.31
25	69	20178	1967	(3)	MAS	DEIGHTON Avelline		HEM	16.78	227.58
26	74	21972	2002	(5)	U14	MORGAN Samantha		HEM	16.79	228.14

The Snow Centre Hemel
 Club National 2015
 Special Slalom - Females
 Official ranking - Race 1

Rank	Bib.	RegNo	Year	(Rank)	Cat	Name	====	Club	Time	Points
27	75	DAYAW	2003	(6)	U14	WATERS Abigail		HEM	16.84	230.96
28	78	DAYHD.	1973	(4)	MAS	DE VILLIERS Hayley		HEM	17.18	250.16
29	79	22806	2003	(7)	U14	FARROW Ellie		HEM	17.19	250.73
30	71	DAYCM	2003	(8)	U14	MCGONIGAL Cordelia		HEM	17.21	251.86
31	90	21919	2002	(9)	U14	FROST Eleanor		SUR	17.35	259.76
32	80	DAYLG	2002	(10)	U14	GOULD Lauren		ESX	17.57	272.19
33	81	22327	2000	(10)	U16	CALDWELL Cara		TSN	18.83	343.34
34	59	18934	1994	(1)	SEN	VALE Nikkie		CHT	21.89	516.14

Did Not Start - Run 1 (5)

63	19739	2002		U14	ROSE Rebecca		SMK
67	20767	2000		U16	WEBSTER Atlanta		NOR
77	21719	2003		U14	THOMAS Sophie		HEM
86	22144	2001		U16	BREEN Kate		SUR
87	21925	2003		U14	MCLEISH Emily		HEM

Disqualified - Run 1 (2)

65	22082	2001		U16	HAWKINS Zara		HEM	Gate 4
73	21816	1999		U18	TUBBS Jessica		TSN	Gate 7

Technical Delegate



**The Snow Centre Hemel
Club National 2015
Special Slalom - Females
Penalty calculation Race 1**

Rank	Bib.	RegNo	Year	Cat	Name	Club	Points	Best 5	Race points
------	------	-------	------	-----	------	------	--------	--------	-------------

Best 10 at finish

1	55	18318	2000	U16	KRAHELSKI Alicja	HEM	43.22	43.22	0.00
2	57	19773	1997	U21	CURTIS Marie	HEM	59.86	59.86	9.04
3	53	20496	2002	U14	SCRANAGE-HARRISON Eleanor	HEM	140.30	-	-
4	58	18793	1997	U21	O'NEILL Eila	HEM	37.27	37.27	29.36
5	62	20317	2000	U16	WALTON Kirsten	LIO	65.44	65.44	37.27
6	52	18617	1997	U21	HANCOCK Maxine	MID	74.43	74.43	61.55
7	56	18933	2001	U16	VALE Lauren	CHT	95.93	-	-
8	76	DAYCB	1999	U18	BLYTH Charlotte	HEM	-	-	-
9	72	DAYED	1999	U18	DEAN Emily	HEM	-	-	-
10	64	19712	1999	U18	BOTY Carys	HEM	118.48	-	-

Best 5 at start

4	58	18793	1997	U21	O'NEILL Eila	HEM	37.27
1	55	18318	2000	U16	KRAHELSKI Alicja	HEM	43.22
2	57	19773	1997	U21	CURTIS Marie	HEM	59.86
5	62	20317	2000	U16	WALTON Kirsten	LIO	65.44
6	52	18617	1997	U21	HANCOCK Maxine	MID	74.43

(DNF: Did Not Finish, DSQ: Disqualified)

TOTAL

(B) List points of best 5 at start	280.22	
(A) List points of the best 5 to finish in top 10		280.22
(C) Race points of corresponding competitors		137.22

Calculated penalty (A + B - C) = 423.22 / 10	42.32
Correction value (Z)	0.00
Category adder	0.00
Applied penalty	42.32

Technical Delegate



**The Snow Centre Hemel
Club National 2015
Special Slalom - Females
Official ranking - Race 2**

COMPETITION JURY

TECHNICAL DELEGATE	COLE Tristan	(GBR)
CHIEF OF RACE	GRANT Andrea	(HEM)
REFEREE	JENKINS Lloyd	(NOR)
START REFEREE	FLAHIVE Dermot	
FINISH REFEREE	GRANT Charles	

WEATHER

CONDITIONS	Indoor Snow
SNOW	Crisp & Even !!
AIR TEMPERATURE	START : -7.0 °C FINISH : -6.0 °C











COURSESETTER	REIDY Jon	(HEM)			
FORERUNNERS	- A - HUMPHREYS Charles	(HEM)	- A - HUMPHREYS Charles	(HEM)	
COURSE	The Snow Centre - Hemel				
START	63 m				
FINISH	35 m				
DROP	28 m				
LENGTH	160 m				
HOMOLOGATION	CN GP PS 24-Jul-2019				
GATES	14				
DIRECTIONS	14				
STARTING TIME	1615				

LIST n°315 APPLIED PENALTY : 34.17

F = 720

Rank	Bib.	RegNo	Year	(Rank)	Cat	Name	====	Club	Time	Points
1	53	20496	2002	(1)	U14	SCRANAGE-HARRISON Eleanor		HEM	13.10	0.00
2	55	18318	2000	(1)	U16	KRAHELSKI Alicja		HEM	13.26	8.79
3	62	20317	2000	(2)	U16	WALTON Kirsten		LIO	13.68	31.88
4	52	18617	1997	(1)	U21	HANCOCK Maxine		MID	14.08	53.86
5	72	DAYED	1999	(1)	U18	DEAN Emily		HEM	14.16	58.26
6	58	18793	1997	(2)	U21	O'NEILL Ella		HEM	14.23	62.11
6	57	19773	1997	(2)	U21	CURTIS Marie		HEM	14.23	62.11
8	65	22082	2001	(3)	U16	HAWKINS Zara		HEM	14.42	72.55
9	64	19712	1999	(2)	U18	BOTY Carys		HEM	14.66	85.74
10	89	22536	2000	(4)	U16	MCLEISH Alice		ESX	14.94	101.13
11	88	DAYHB	1999	(3)	U18	BELGER Hattie		HEM	15.01	104.98
12	61	22083	2001	(5)	U16	HAWKINS Danielle		HEM	15.08	108.82
13	70	21441	2002	(2)	U14	ORCHARD Ellie		HEM	15.16	113.22
14	76	DAYCB	1999	(4)	U18	BLYTH Charlotte		HEM	15.27	119.27
15	66	22084	2001	(6)	U16	HAWKINS Lily		HEM	15.46	129.71
16	51	22049	1999	(5)	U18	PETERSON Amy		HEM	15.56	135.21
17	68	20725	2002	(3)	U14	WARMINGTON Harriet		HEM	16.00	159.39
18	60	20339	2000	(7)	U16	BURROUGHS Hannah		NOR	16.04	161.59
19	82	21334	2003	(4)	U14	BOTY Nia		HEM	16.05	162.14
20	54	21349	1980	(1)	MAS	HILLS Alison		MSR	16.58	191.27
21	73	21816	1999	(6)	U18	TUBBS Jessica		TSN	16.63	194.02
22	74	21972	2002	(5)	U14	MORGAN Samantha		HEM	16.65	195.11
23	91	10660	1963	(2)	MAS	WALSH Carrie		ASR	16.74	200.06
24	83	22302	1999	(7)	U18	HILLIARD Charlotte		BOW	16.96	212.15
25	75	DAYAW	2003	(6)	U14	WATERS Abigail		HEM	17.13	221.50
26	59	18934	1994	(1)	SEN	VALE Nikkie		CHT	17.19	224.79

The Snow Centre Hemel
 Club National 2015
 Special Slalom - Females
 Official ranking - Race 2

Rank	Bib.	RegNo	Year	(Rank)	Cat	Name	====	Club	Time	Points
27	84	21836	2000	(8)	U16	WHITMARSH-ALI Megan		CHT	17.23	226.99
28	69	20178	1967	(3)	MAS	DEIGHTON Avelline		HEM	17.51	242.38
29	71	DAYCM	2003	(7)	U14	MCGONIGAL Cordelia		HEM	17.60	247.33
30	79	22806	2003	(8)	U14	FARROW Ellie		HEM	17.72	253.92
31	90	21919	2002	(9)	U14	FROST Eleanor		SUR	17.98	268.21
32	78	DAYHD.	1973	(4)	MAS	DE VILLIERS Hayley		HEM	18.21	280.85
33	80	DAYLG	2002	(10)	U14	GOULD Lauren		ESX	18.25	283.05
34	81	22327	2000	(9)	U16	CALDWELL Cara		TSN	19.51	352.31
35	56	18933	2001	(10)	U16	VALE Lauren		CHT	25.43	677.68
36	85	22615	2001	(11)	U16	FABER Sophie		TSN	35.21	1215.21

Did Not Start - Run 2 (5)

63	19739	2002			U14	ROSE Rebecca		SMK		
67	20767	2000			U16	WEBSTER Atlanta		NOR		
77	21719	2003			U14	THOMAS Sophie		HEM		
86	22144	2001			U16	BREEN Kate		SUR		
87	21925	2003			U14	MCLEISH Emily		HEM		

Technical Delegate



**The Snow Centre Hemel
Club National 2015
Special Slalom - Females
Penalty calculation Race 2**

Rank	Bib.	RegNo	Year	Cat	Name	Club	Points	Best 5	Race points
------	------	-------	------	-----	------	------	--------	--------	-------------

Best 10 at finish

1	53	20496	2002	U14	SCRANAGE-HARRISON Eleanor	HEM	140.30	-	-
2	55	18318	2000	U16	KRAHELSKI Alicja	HEM	43.22	43.22	8.79
3	62	20317	2000	U16	WALTON Kirsten	LIO	65.44	65.44	31.88
4	52	18617	1997	U21	HANCOCK Maxine	MID	74.43	74.43	53.86
5	72	DAYED	1999	U18	DEAN Emily	HEM	-	-	-
6	58	18793	1997	U21	O'NEILL Ella	HEM	37.27	37.27	62.11
6	57	19773	1997	U21	CURTIS Marie	HEM	59.86	59.86	62.11
8	65	22082	2001	U16	HAWKINS Zara	HEM	133.10	-	-
9	64	19712	1999	U18	BOTY Carys	HEM	118.48	-	-
10	89	22536	2000	U16	MCLEISH Alice	ESX	-	-	-

Best 5 at start

6	58	18793	1997	U21	O'NEILL Ella	HEM	37.27
2	55	18318	2000	U16	KRAHELSKI Alicja	HEM	43.22
6	57	19773	1997	U21	CURTIS Marie	HEM	59.86
3	62	20317	2000	U16	WALTON Kirsten	LIO	65.44
4	52	18617	1997	U21	HANCOCK Maxine	MID	74.43

(DNF: Did Not Finish, DSQ: Disqualified)

TOTAL

(B) List points of best 5 at start	280.22	
(A) List points of the best 5 to finish in top 10		280.22
(C) Race points of corresponding competitors		218.75

Calculated penalty (A + B - C) = 341.69 / 10	34.17
Correction value (Z)	0.00
Category adder	0.00
Applied penalty	34.17





Technical Delegate







**The Snow Centre Hemel
Club National 2015
Special Slalom - Males
Final ranking - Club National**

Rank	Bib.	RegNo	Year	Cat	Rank	Name	====	Club	Run 1	Run 2	Time
1	102	19005	1995	U21	(1)	NORRIS Kieran		HEM	11.70	11.28	22.98
2	101	18317	1996	U21	(2)	KRAHELSKI Oliver		HEM	11.99	11.72	23.71
3	105	13647	1993	SEN	(1)	THOMPSON Matthew		HEM	12.15	11.61	23.76
4	109	12571	1988	SEN	(2)	ALLDRIDGE James		SMK	12.17	12.21	24.38
5	108	41877	1999	U18	(1)	GALE Rhodri		MSR	12.55	12.27	24.82
6	107	41722	1995	U21	(3)	RIGBY Jack		MID	12.79	12.32	25.11
7	114	20584	1998	U18	(2)	MCDONALD-PROCTOR Richard		HEM	12.92	12.59	25.51
8	104	19713	1997	U21	(4)	BOTY Harry		HEM	13.01	12.62	25.63
9	106	20988	2001	U16	(1)	ROBERTSON Ewan		HEM	12.83	13.13	25.96
10	122	21408	2000	U16	(2)	MILLER-HASTINGS Frankie		FLK	13.26	12.94	26.20
11	127	9129	1968	MAS	(1)	URQUHART John		HEM	13.34	12.92	26.26
12	111	18652	1998	U18	(3)	THORNTON Luke		LIO	13.46	12.91	26.37
13	158	21857	1999	U18	(4)	WHEELER Ryan		CHT	13.32	13.21	26.53
14	103	19733	2000	U16	(3)	DAVEY Joseph		SPR	13.33	13.21	26.54
15	120	22164	2001	U16	(4)	LONGSTAFF Michael		WGC	13.56	13.00	26.56
16	113	17701	1999	U18	(5)	GASH Morgan		DHO	13.45	13.28	26.73
17	119	20572	2002	U14	(1)	DUNNE Mikey		MSR	13.73	13.07	26.80
17	117	19683	2003	U14	(1)	BENNETT Elliott		LIO	13.57	13.23	26.80
19	150	DAYMI	1969	MAS	(2)	INGLE Matthew		NW	13.63	13.33	26.96
20	152	DAYCP	1973	MAS	(3)	PHIPPEN Chris		HEM	13.64	13.46	27.10
21	153	20748	2003	U14	(3)	DADE Tommy		NOR	13.65	13.54	27.19
22	112	19135	1961	MAS	(4)	NORRIS John		HEM	13.74	13.72	27.46
23	121	19855	2002	U14	(4)	BINGHAM Nicholas		ESX	13.82	13.67	27.49
24	123	21152	2001	U16	(5)	DAVEY Nathan		LIO	14.02	13.74	27.76
25	128	13217	1968	MAS	(5)	SHARP Anthony		HEM	14.06	13.84	27.90
26	157	20884	2003	U14	(5)	THOMPSON Joseph		NOR	14.29	13.63	27.92
27	146	21194	2003	U14	(6)	NEWTON Charlie		HEM	14.21	13.77	27.98
28	136	DAYAM	2001	U16	(6)	MARTIN Alex		ESX	14.30	13.93	28.23
29	129	21103	2001	U16	(7)	WILLIAMS-GRAVENER David		FLK	14.21	14.21	28.42
30	118	22195	1999	U18	(6)	OWENS Christopher		CHT	14.53	14.13	28.66
31	138	DAYSJ	2000	U16	(8)	ISON Seb		HEM	14.91	14.19	29.10
32	130	22197	1965	MAS	(6)	OWENS Timothy		BOW	15.01	14.21	29.22
33	124	10596	1963	MAS	(7)	BUNTON Paul		CHT	14.90	14.47	29.37
34	133	20583	2002	U14	(7)	MCDONALD-PROCTOR William		HEM	14.68	14.72	29.40
35	132	19985	2003	U14	(8)	THORNTON Adam		LIO	15.26	14.54	29.80
36	137	DAYLH	2002	U14	(9)	HARDING Luke		ESX	15.59	15.04	30.63
37	140	21823	2003	U14	(10)	TUBBS Charlie		TSN	15.56	15.27	30.83
38	155	DAYAK	1967	MAS	(8)	KING Alistair		HEM	15.64	15.34	30.98
39	156	DAYTR	2003	U14	(11)	REIDY Thomas		HEM	15.67	15.73	31.40
40	149	21456	2003	U14	(12)	VINCENT Ben		TSN	16.26	16.12	32.38
41	134	41974	1960	MAS	(9)	THOMAS Pat		HEM	16.26	16.30	32.56
42	143	22716	2003	U14	(13)	OAKES Owen		TSN	16.24	16.38	32.62
43	135	8713	1959	MAS	(10)	CLARKE Christopher		HEM	16.48	16.65	33.13




The Snow Centre Hemel
 Club National 2015
 Special Slalom - Males
 Final ranking - Club National

Rank	Bib.	RegNo	Year	Cat	Rank)	Name	====	Club	Run 1	Run 2	Time
44	142	DAYZV	2002	U14	(14)	VLAISAVLJEVIC Zak		HEM	17.37	16.32	33.69
45	145	22902	1942	MAS	(11)	NAYLOR Malcolm		MSR	18.34	17.49	35.83
46	139	DAYGP	1997	U21	(5)	PATTERSON Greg		HEM	19.10	17.72	36.82
47	116	21189	1998	U18	(7)	BIGGS Saul		FLK	37.11	13.69	50.80





Did Not Start - Run 1 (6)

125	4039	1969	MAS		HUGHES Roger	NW	NW
126	41661	2000	U16		THOMAS Cyffin		DRA
131	20284	1966	MAS		CORMACK Callum		HEM
141	21479	1999	U18		MORGAN Jonathan		HEM
147	41046	1975	MAS		SALISBURY Sion	NW	NW
151	22088	2003	U14		FAIRFULL Max		HEM

Disqualified - Run 1 (3)

115	22009	2001	U16		APPLETON Byron		HEM	12.34	Gate 14
144	DAYJM	2001	U16		MARTIN Joe		ESX	14.01	Gate 13
154	22212	2003	U14		MCANALLY Ewan		WGC	17.26	Gate 5

Did Not Start - Run 2 (6)

125	4039	1969	MAS		HUGHES Roger	NW	NW
126	41661	2000	U16		THOMAS Cyffin		DRA
131	20284	1966	MAS		CORMACK Callum		HEM
141	21479	1999	U18		MORGAN Jonathan		HEM
147	41046	1975	MAS		SALISBURY Sion	NW	NW
151	22088	2003	U14		FAIRFULL Max		HEM

Disqualified - Run 2 (2)

110	19854	1999	U18		BINGHAM Jonathan		ESX	15.22	Gate 7
148	DAYND	1999	U18		DE VILLIERS Nicholas		HEM	15.88	Gate 11

Technical Delegate



**The Snow Centre Hemel
Club National 2015
Special Slalom - Males
Official ranking - Race 1**

COMPETITION JURY

TECHNICAL DELEGATE	COLE Tristan	(GBR)
CHIEF OF RACE	GRANT Andrea	(HEM)
REFEREE	JENKINS Lloyd	(NOR)
START REFEREE	FLAHIVE Dermot	
FINISH REFEREE	GRANT Charles	

WEATHER

CONDITIONS	Indoor Snow
SNOW	Crisp & Even !!
AIR TEMPERATURE	START : -7.0 °C
	FINISH : -6.0 °C

COURSESETTER	REIDY Jon	(HEM)			
FORERUNNERS	- A - HUMPHREYS Charles	(HEM)	- A - HUMPHREYS Charles	(HEM)	
COURSE	The Snow Centre - Hemel				
START	63 m				
FINISH	35 m				
DROP	28 m				
LENGTH	160 m				
HOMOLOGATION	CN GP PS 24-Jul-2019				
GATES	14				
DIRECTIONS	14				
STARTING TIME	1615				

LIST n°315 APPLIED PENALTY : 13.22

F = 720





Rank	Bib.	RegNo	Year	(Rank)	Cat	Name	====	Club	Time	Points
1	102	19005	1995	(1)	U21	NORRIS Kieran		HEM	11.70	0.00
2	101	18317	1996	(2)	U21	KRAHELSKI Oliver		HEM	11.99	17.85
3	105	13647	1993	(1)	SEN	THOMPSON Matthew		HEM	12.15	27.69
4	109	12571	1988	(2)	SEN	ALLDRIDGE James		SMK	12.17	28.92
5	108	41877	1999	(1)	U18	GALE Rhodri		MSR	12.55	52.31
6	107	41722	1995	(3)	U21	RIGBY Jack		MID	12.79	67.08
7	106	20988	2001	(1)	U16	ROBERTSON Ewan		HEM	12.83	69.54
8	114	20584	1998	(2)	U18	MCDONALD-PROCTOR Richard		HEM	12.92	75.08
9	104	19713	1997	(4)	U21	BOTY Harry		HEM	13.01	80.62
10	122	21408	2000	(2)	U16	MILLER-HASTINGS Frankie		FLK	13.26	96.00
11	158	21857	1999	(3)	U18	WHEELER Ryan		CHT	13.32	99.69
12	103	19733	2000	(3)	U16	DAVEY Joseph		SPR	13.33	100.31
13	127	9129	1968	(1)	MAS	URQUHART John		HEM	13.34	100.92
14	113	17701	1999	(4)	U18	GASH Morgan	DHO	DHO	13.45	107.69
15	111	18652	1998	(5)	U18	THORNTON Luke	LIO	LIO	13.46	108.31
16	120	22164	2001	(4)	U16	LONGSTAFF Michael	WGC	WGC	13.56	114.46
17	117	19683	2003	(1)	U14	BENNETT Elliott	LIO	LIO	13.57	115.08
18	150	DAYMI	1969	(2)	MAS	INGLE Matthew	NW	NW	13.63	118.77
19	152	DAYCP	1973	(3)	MAS	PHIPPEN Chris	HEM	HEM	13.64	119.38
20	153	20748	2003	(2)	U14	DADE Tommy	NOR	NOR	13.65	120.00
21	119	20572	2002	(3)	U14	DUNNE Mikey	MSR	MSR	13.73	124.92
22	112	19135	1961	(4)	MAS	NORRIS John	HEM	HEM	13.74	125.54
23	121	19855	2002	(4)	U14	BINGHAM Nicholas	ESX	ESX	13.82	130.46
24	123	21152	2001	(5)	U16	DAVEY Nathan	LIO	LIO	14.02	142.77
25	128	13217	1968	(5)	MAS	SHARP Anthony	HEM	HEM	14.06	145.23
26	146	21194	2003	(5)	U14	NEWTON Charlie	HEM	HEM	14.21	154.46

The Snow Centre Hemel
 Club National 2015
 Special Slalom - Males
 Official ranking - Race 1

Rank	Bib.	RegNo	Year	(Rank)	Cat	Name	====	Club	Time	Points
26	129	21103	2001	(6)	U16	WILLIAMS-GRAVENER David		FLK	14.21	154.46
28	157	20884	2003	(6)	U14	THOMPSON Joseph		NOR	14.29	159.38
29	136	DAYAM	2001	(7)	U16	MARTIN Alex		ESX	14.30	160.00
30	118	22195	1999	(6)	U18	OWENS Christopher		CHT	14.53	174.15
31	133	20583	2002	(7)	U14	MCDONALD-PROCTOR William		HEM	14.68	183.38
32	124	10596	1963	(6)	MAS	BUNTON Paul		CHT	14.90	196.92
33	138	DAYSI	2000	(8)	U16	ISON Seb		HEM	14.91	197.54
34	130	22197	1965	(7)	MAS	OWENS Timothy		BOW	15.01	203.69
35	110	19854	1999	(7)	U18	BINGHAM Jonathan		ESX	15.22	216.62
36	132	19985	2003	(8)	U14	THORNTON Adam		LIO	15.26	219.08
37	140	21823	2003	(9)	U14	TUBBS Charlie		TSN	15.56	237.54
38	137	DAYLH	2002	(10)	U14	HARDING Luke		ESX	15.59	239.38
39	155	DAYAK	1967	(8)	MAS	KING Alistair		HEM	15.64	242.46
40	156	DAYTR	2003	(11)	U14	REIDY Thomas		HEM	15.67	244.31
41	148	DAYND	1999	(8)	U18	DE VILLIERS Nicholas		HEM	15.88	257.23
42	143	22716	2003	(12)	U14	OAKES Owen		TSN	16.24	279.38
43	149	21456	2003	(13)	U14	VINCENT Ben		TSN	16.26	280.62
43	134	41974	1960	(9)	MAS	THOMAS Pat		HEM	16.26	280.62
45	135	8713	1959	(10)	MAS	CLARKE Christopher		HEM	16.48	294.15
46	142	DAYZV	2002	(14)	U14	VLAISAVLJEVIC Zak		HEM	17.37	348.92
47	145	22902	1942	(11)	MAS	NAYLOR Malcolm		MSR	18.34	408.62
48	139	DAYGP	1997	(5)	U21	PATTERSON Greg		HEM	19.10	455.38
49	116	21189	1998	(9)	U18	BIGGS Saul		FLK	37.11	1563.69

Not classified

Did Not Start - Run 1 (6)

125	4039	1969		MAS	HUGHES Roger	NW	NW
126	41661	2000		U16	THOMAS Cyffin		DRA
131	20284	1966		MAS	CORMACK Callum		HEM
141	21479	1999		U18	MORGAN Jonathan		HEM
147	41046	1975		MAS	SALISBURY Sion	NW	NW
151	22088	2003		U14	FAIRFULL Max		HEM

Disqualified - Run 1 (3)

115	22009	2001		U16	APPLETON Byron		HEM	Gate 14
144	DAYJM	2001		U16	MARTIN Joe		ESX	Gate 13
154	22212	2003		U14	MCANALLY Ewan		WGC	Gate 5

Technical Delegate



**The Snow Centre Hemel
Club National 2015
Special Slalom - Males
Penalty calculation - Race 1**

Rank	Bib.	RegNo	Year	Cat	Name	Club	Points	Best 5	Race points
------	------	-------	------	-----	------	------	--------	--------	-------------

Best 10 at finish

1	102	19005	1995	U21	NORRIS Kieran	HEM	15.00	15.00	0.00
2	101	18317	1996	U21	KRAHELSKI Oliver	HEM	32.79	32.79	17.85
3	105	13647	1993	SEN	THOMPSON Matthew	HEM	13.71	13.71	27.69
4	109	12571	1988	SEN	ALLDRIDGE James	SMK	30.82	30.82	28.92
5	108	41877	1999	U18	GALE Rhodri	MSR	52.76	-	-
6	107	41722	1995	U21	RIGBY Jack	MID	44.57	44.57	67.08
7	106	20988	2001	U16	ROBERTSON Ewan	HEM	80.26	-	-
8	114	20584	1998	U18	MCDONALD-PROCTOR Richard	HEM	74.34	-	-
9	104	19713	1997	U21	BOTY Harry	HEM	69.76	-	-
10	122	21408	2000	U16	MILLER-HASTINGS Frankie	FLK	143.85	-	-

Best 5 at start

3	105	13647	1993	SEN	THOMPSON Matthew	HEM	13.71
1	102	19005	1995	U21	NORRIS Kieran	HEM	15.00
4	109	12571	1988	SEN	ALLDRIDGE James	SMK	30.82
2	101	18317	1996	U21	KRAHELSKI Oliver	HEM	32.79
6	107	41722	1995	U21	RIGBY Jack	MID	44.57

(DNF: Did Not Finish, DSQ: Disqualified)

TOTAL

(B) List points of best 5 at start	136.89	
(A) List points of the best 5 to finish in top 10		136.89
(C) Race points of corresponding competitors		141.54

Calculated penalty (A + B - C) = 132.24 / 10	13.22
Correction value (Z)	0.00
Category adder	0.00
Applied penalty	13.22

Technical Delegate



**The Snow Centre Hemel
Club National 2015
Special Slalom - Males
Official ranking - Race 2**

COMPETITION JURY

TECHNICAL DELEGATE	COLE Tristan	(GBR)
CHIEF OF RACE	GRANT Andrea	(HEM)
REFEREE	JENKINS Lloyd	(NOR)
START REFEREE	FLAHIVE Dermot	
FINISH REFEREE	GRANT Charles	

WEATHER

CONDITIONS	Indoor Snow
SNOW	Crisp & Even !!
AIR TEMPERATURE	START : -7.0 °C FINISH : -6.0 °C

COURSESETTER	REIDY Jon	(HEM)			
FORERUNNERS	- A - HUMPHREYS Charles	(HEM)	- A - HUMPHREYS Charles	(HEM)	
COURSE	The Snow Centre - Hemel				
START	63 m				
FINISH	35 m				
DROP	28 m				
LENGTH	160 m				
HOMOLOGATION	CN GP PS 24-Jul-2019				
GATES	13				
DIRECTIONS	13				
STARTING TIME	1615				

LIST n°315 APPLIED PENALTY : 10.00







F = 720

Rank	Bib.	RegNo	Year	(Rank)	Cat	Name	====	Club	Time	Points
1	102	19005	1995	(1)	U21	NORRIS Kieran		HEM	11.28	0.00
2	105	13647	1993	(1)	SEN	THOMPSON Matthew		HEM	11.61	21.06
3	101	18317	1996	(2)	U21	KRAHELSKI Oliver		HEM	11.72	28.09
4	109	12571	1988	(2)	SEN	ALLDRIDGE James		SMK	12.21	59.36
5	108	41877	1999	(1)	U18	GALE Rhodri		MSR	12.27	63.19
6	107	41722	1995	(3)	U21	RIGBY Jack		MID	12.32	66.38
7	115	22009	2001	(1)	U16	APPLETON Byron		HEM	12.34	67.66
8	114	20584	1998	(2)	U18	MCDONALD-PROCTOR Richard		HEM	12.59	83.62
9	104	19713	1997	(4)	U21	BOTY Harry		HEM	12.62	85.53
10	111	18652	1998	(3)	U18	THORNTON Luke		LIO	12.91	104.04
11	127	9129	1968	(1)	MAS	URQUHART John		HEM	12.92	104.68
12	122	21408	2000	(2)	U16	MILLER-HASTINGS Frankie		FLK	12.94	105.96
13	120	22164	2001	(3)	U16	LONGSTAFF Michael		WGC	13.00	109.79
14	119	20572	2002	(1)	U14	DUNNE Mikey		MSR	13.07	114.26
15	106	20988	2001	(4)	U16	ROBERTSON Ewan		HEM	13.13	118.09
16	158	21857	1999	(4)	U18	WHEELER Ryan		CHT	13.21	123.19
16	103	19733	2000	(5)	U16	DAVEY Joseph		SPR	13.21	123.19
18	117	19683	2003	(2)	U14	BENNETT Elliott		LIO	13.23	124.47
19	113	17701	1999	(5)	U18	GASH Morgan		DHO	13.28	127.66
20	150	DAYMI	1969	(2)	MAS	INGLE Matthew		NW	13.33	130.85
21	152	DAYCP	1973	(3)	MAS	PHIPPEN Chris		HEM	13.46	139.15
22	153	20748	2003	(3)	U14	DADE Tommy		NOR	13.54	144.26
23	157	20884	2003	(4)	U14	THOMPSON Joseph		NOR	13.63	150.00
24	121	19855	2002	(5)	U14	BINGHAM Nicholas		ESX	13.67	152.55
25	116	21189	1998	(6)	U18	BIGGS Saul		FLK	13.69	153.83
26	112	19135	1961	(4)	MAS	NORRIS John		HEM	13.72	155.74

The Snow Centre Hemel
 Club National 2015
 Special Slalom - Males
 Official ranking - Race 2

Rank	Bib.	RegNo	Year	(Rank)	Cat	Name	====	Club	Time	Points
27	123	21152	2001	(6)	U16	DAVEY Nathan		LIO	13.74	157.02
28	146	21194	2003	(6)	U14	NEWTON Charlie		HEM	13.77	158.94
29	128	13217	1968	(5)	MAS	SHARP Anthony		HEM	13.84	163.40
30	136	DAYAM	2001	(7)	U16	MARTIN Alex		ESX	13.93	169.15
31	144	DAYJM	2001	(8)	U16	MARTIN Joe		ESX	14.01	174.26
32	118	22195	1999	(7)	U18	OWENS Christopher		CHT	14.13	181.91
33	138	DAYSI	2000	(9)	U16	ISON Seb		HEM	14.19	185.74
34	130	22197	1965	(6)	MAS	OWENS Timothy		BOW	14.21	187.02
34	129	21103	2001	(10)	U16	WILLIAMS-GRAVENER David		FLK	14.21	187.02
36	124	10596	1963	(7)	MAS	BUNTON Paul		CHT	14.47	203.62
37	132	19985	2003	(7)	U14	THORNTON Adam		LIO	14.54	208.09
38	133	20583	2002	(8)	U14	MCDONALD-PROCTOR William		HEM	14.72	219.57
39	137	DAYLH	2002	(9)	U14	HARDING Luke		ESX	15.04	240.00
40	140	21823	2003	(10)	U14	TUBBS Charlie		TSN	15.27	254.68
41	155	DAYAK	1967	(8)	MAS	KING Alistair		HEM	15.34	259.15
42	156	DAYTR	2003	(11)	U14	REIDY Thomas		HEM	15.73	284.04
43	149	21456	2003	(12)	U14	VINCENT Ben		TSN	16.12	308.94
44	134	41974	1960	(9)	MAS	THOMAS Pat		HEM	16.30	320.43
45	142	DAYZV	2002	(13)	U14	VLAISAVLJEVIC Zak		HEM	16.32	321.70
46	143	22716	2003	(14)	U14	OAKES Owen		TSN	16.38	325.53
47	135	8713	1959	(10)	MAS	CLARKE Christopher		HEM	16.65	342.77
48	154	22212	2003	(15)	U14	MCANALLY Ewan		WGC	17.26	381.70
49	145	22902	1942	(11)	MAS	NAYLOR Malcolm		MSR	17.49	396.38
50	139	DAYGP	1997	(5)	U21	PATTERSON Greg		HEM	17.72	411.06

Did Not Start - Run 2 (6)

125	4039	1969		MAS	HUGHES Roger		NW
126	41661	2000		U16	THOMAS Cyffin		DRA
131	20284	1966		MAS	CORMACK Callum		HEM
141	21479	1999		U18	MORGAN Jonathan		HEM
147	41046	1975		MAS	SALISBURY Sion		NW
151	22088	2003		U14	FAIRFULL Max		HEM

Disqualified - Run 2 (2)

110	19854	1999		U18	BINGHAM Jonathan		ESX
148	DAYND	1999		U18	DE VILLIERS Nicholas		HEM

Technical Delegate



**The Snow Centre Hemel
Club National 2015
Special Slalom - Males
Penalty calculation - Race 2**

Rank	Bib.	RegNo	Year	Cat	Name	Club	Points	Best 5	Race points
------	------	-------	------	-----	------	------	--------	--------	-------------

Best 10 at finish

1	102	19005	1995	U21	NORRIS Kieran	HEM	15.00	15.00	0.00
2	105	13647	1993	SEN	THOMPSON Matthew	HEM	13.71	13.71	21.06
3	101	18317	1996	U21	KRAHELSKI Oliver	HEM	32.79	32.79	28.09
4	109	12571	1988	SEN	ALLDRIDGE James	SMK	30.82	30.82	59.36
5	108	41877	1999	U18	GALE Rhodri	MSR	52.76	-	-
6	107	41722	1995	U21	RIGBY Jack	MID	44.57	44.57	66.38
7	115	22009	2001	U16	APPLETON Byron	HEM	88.34	-	-
8	114	20584	1998	U18	MCDONALD-PROCTOR Richard	HEM	74.34	-	-
9	104	19713	1997	U21	BOTY Harry	HEM	69.76	-	-
10	111	18652	1998	U18	THORNTON Luke	LIO	79.53	-	-

Best 5 at start

2	105	13647	1993	SEN	THOMPSON Matthew	HEM	13.71
1	102	19005	1995	U21	NORRIS Kieran	HEM	15.00
4	109	12571	1988	SEN	ALLDRIDGE James	SMK	30.82
3	101	18317	1996	U21	KRAHELSKI Oliver	HEM	32.79
6	107	41722	1995	U21	RIGBY Jack	MID	44.57

(DNF: Did Not Finish, DSQ: Disqualified)

TOTAL

(B) List points of best 5 at start	136.89	
(A) List points of the best 5 to finish in top 10		136.89
(C) Race points of corresponding competitors		174.89
Calculated penalty (A + B - C) = 98.89 / 10	9.89	
Correction value (Z)	0.00	
Category adder	0.00	
Applied penalty	(9.89)	10.00

Technical Delegate