



Vikings Club National 2017
Suffolk Ski Centre
Special Slalom - Girls & Boys (U12/10)
Official ranking

COMPETITION JURY

TECHNICAL DELEGATE METTERS Derek
 CHIEF OF RACE SHELLY Chris (VIK)
 REFEREE REEDER Carl (VIK)
 COURSE CHIEF Suffolk Ski Centre

WEATHER

CONDITIONS Dry, Warm, Sunny
 SNOW Artificial
 AIR TEMPERATURE START : 20.0 °C
 FINISH : 20.0 °C

1st RUN

COURSESETTER ANDERSON Chris (VIK)
 FORERUNNERS - A - ANDERSON Beverly (VIK)
 - B - CUTHBERT Daryl (VIK)
 - C - ANDERSON Chris (VIK)
 COURSE Suffolk Ski Centre
 START 47 m
 FINISH 18 m
 DROP 29 m
 LENGTH 135 m
 HOMOLOGATION 0008/06/10 CN GP PS 20-Jun-2020
 GATES 16
 DIRECTIONS 16
 STARTING TIME 1115

2nd RUN

ANDERSON Chris (VIK)
 - A - ANDERSON Beverly (VIK)
 - B - CUTHBERT Daryl (VIK)
 - C - ANDERSON Chris (VIK)
 Suffolk Ski Centre
 47 m
 18 m
 29 m
 135 m
 0008/06/10 CN GP PS 20-Jun-2020
 16
 16
 1115

F = 720

Number of competitors: 34, Number of NSA: 10

Rank	Bib.	RegNo	Name	Year	====	Run 1	Run 2	Run 3	Time	Gap
------	------	-------	------	------	------	-------	-------	-------	------	-----

Cat: U10 / Girls

1	25	23309	CALDWELL Kitty-Jay	2008		18.16	17.97	17.39	17.39	
2	23	23258	BUNTON Aimee	2008		20.55	19.73	20.14	19.73	2.34
3	31	DAYMW	WELSH Madeleine	2009		DNF	21.12	DNF	21.12	3.73
4	36	DAYNS	SHELLEY Nina	2008		DSQ	30.74	28.03	28.03	10.64

Did Not Finish - Run 1 (1)

31	DAYMW	WELSH Madeleine	2009		DNF	21.12	DNF			
----	-------	-----------------	------	--	-----	-------	-----	--	--	--

Disqualified - Run 1 (2)

26	DAYMC.	CHALLIS Maddison	2008		DSQ	DSQ	DNS			Gate 6
36	DAYNS	SHELLEY Nina	2008		DSQ	30.74	28.03			Gate 11

Disqualified - Run 2 (1)

26	DAYMC.	CHALLIS Maddison	2008		DSQ	DSQ	DNS			Gate 10
----	--------	------------------	------	--	-----	-----	-----	--	--	---------

Did Not Start - Run 3 (1)

26	DAYMC.	CHALLIS Maddison	2008		DSQ	DSQ	DNS			Gate 10
----	--------	------------------	------	--	-----	-----	-----	--	--	---------



Vikings Club National 2017
 Suffolk Ski Centre
 Special Slalom - Girls & Boys (U12/10)
 Official ranking

Rank	Bib.	RegNo	Name	Year	====	Run 1	Run 2	Run 3	Time	Gap
------	------	-------	------	------	------	-------	-------	-------	------	-----

Did Not Finish - Run 3 (1)

	31	DAYMW	WELSH Madeleine	2009		DNF	21.12	DNF		
--	----	-------	-----------------	------	---	-----	-------	-----	--	--

Cat: U10 / Boys

1	18	23972	FABER Ryan	2009		DSQ	DSQ	16.93	16.93	
2	2	23342	ELLIFF Rafe	2008		21.25	20.79	20.88	20.79	3.86
3	14	DAYMG	GRIMES Myles	2009		DNF	22.13	23.23	22.13	5.20
4	8	DAYJS	SHELLEY Jake	2009		DSQ	DSQ	26.67	26.67	9.74

Did Not Start - Run 1 (1)

	3	23898	WONTNER Benjamin	2008		DNS	DNS	DNS		
--	---	-------	------------------	------	---	-----	-----	-----	--	--


Did Not Finish - Run 1 (1)

	14	DAYMG	GRIMES Myles	2009		DNF	22.13	23.23		
--	----	-------	--------------	------	---	-----	-------	-------	--	--

Disqualified - Run 1 (2)

	8	DAYJS	SHELLEY Jake	2009		DSQ	DSQ	26.67		Gate 13
	18	23972	FABER Ryan	2009		DSQ	DSQ	16.93		Gate 14

Did Not Start - Run 2 (1)

	3	23898	WONTNER Benjamin	2008		DNS	DNS	DNS		
--	---	-------	------------------	------	---	-----	-----	-----	--	--












Disqualified - Run 2 (2)

	8	DAYJS	SHELLEY Jake	2009		DSQ	DSQ	26.67		Gate 6
	18	23972	FABER Ryan	2009		DSQ	DSQ	16.93		Gate 14


Did Not Start - Run 3 (1)

	3	23898	WONTNER Benjamin	2008		DNS	DNS	DNS		
--	---	-------	------------------	------	---	-----	-----	-----	--	--

Cat: U12 / Girls

1	29	22858	PUTMAN Abigail	2006		15.95	15.81	16.18	15.81	
2	34	22729	FENNELL Amber	2007		16.09	16.43	16.48	16.09	0.28
3	32	22859	PUTMAN Daisy	2007		16.67	16.34	16.49	16.34	0.53
4	30	23295	TOMS Felicity	2006		17.48	17.05	17.23	17.05	1.24
5	21	DAYPV	VENABLES Phoebe	2006		17.78	17.26	17.14	17.14	1.33
6	28	24038	BUSHELL Grace	2007		17.97	17.35	17.70	17.35	1.54
7	35	24025	GIBLING Evelyn	2007		18.71	28.57	DSQ	18.71	2.90
8	24	23453	MELLON BACKHOUSE Isabella	2006		19.96	19.20	19.01	19.01	3.20
9	22	DAYGW	WINSER Gretchen	2007		20.53	19.69	DSQ	19.69	3.88
10	27	23488	FURSE-COPE Jenna	2007		DSQ	20.61	DNF	20.61	4.80
11	33	DAYMK	KITCHING Martha	2007		22.36	23.32	24.83	22.36	6.55

Disqualified - Run 1 (1)

	27	23488	FURSE-COPE Jenna	2007		DSQ	20.61	DNF		Gate 6
--	----	-------	------------------	------	---	-----	-------	-----	--	--------

Did Not Finish - Run 3 (1)

	27	23488	FURSE-COPE Jenna	2007		DSQ	20.61	DNF		
--	----	-------	------------------	------	---	-----	-------	-----	--	--












Vikings Club National 2017
 Suffolk Ski Centre
 Special Slalom - Girls & Boys (U12/10)
 Official ranking

Rank	Bib.	RegNo	Name	Year	====	Run 1	Run 2	Run 3	Time	Gap
------	------	-------	------	------	------	-------	-------	-------	------	-----

Disqualified - Run 3 (2)

	22	DAYGW	WINSER Gretchen	2007		20.53	19.69	DSQ		Gate 14
	35	24025	GIBLING Evelyn	2007		18.71	28.57	DSQ		Gate 7

Cat: U12 / Boys

1	12	23348	DUNCAN Harry	2006		15.21	14.80	15.09	14.80	
2	13	22059	DADE Jake	2006		15.70	15.17	15.34	15.17	0.37
3	11	DAYAH	HADINGHAM Alex	2006		16.06	16.02	15.92	15.92	1.12
4	5	22363	BROWN Ben	2006		16.22	16.66	16.10	16.10	1.30
5	17	22673	ATKINSON Liam	2007		16.72	16.27	16.20	16.20	1.40
6	9	DAYBS	SMITH Ben	2006		16.48	16.41	16.61	16.41	1.61
7	6	DAYLS	SINCLAIR Laurence	2006		16.78	23.17	16.43	16.43	1.63
8	1	23170	ROSS Angus	2006		17.15	16.57	16.87	16.57	1.77
9	7	24073	WOOD George	2007		22.42	17.53	17.24	17.24	2.44
10	16	DAYBS.	SMITH Bradley	2007		DNF	18.42	17.43	17.43	2.63
11	10	24028	VERGANI Alberto	2007		DSQ	19.53	20.12	19.53	4.73

Did Not Start - Run 1 (2)

	4	DAYRH	HUMPHREY Robert	2006		DNS	DNS	DNS		
	15	DAYAB	PARTLETT-HULSTROM Albie	2006		DNS	DNS	DNS		

Did Not Finish - Run 1 (1)

	16	DAYBS.	SMITH Bradley	2007		DNF	18.42	17.43		
--	----	--------	---------------	------	---	-----	-------	-------	--	--

Disqualified - Run 1 (1)

	10	24028	VERGANI Alberto	2007		DSQ	19.53	20.12		Gate 6
--	----	-------	-----------------	------	---	-----	-------	-------	--	--------

Did Not Start - Run 2 (2)

	4	DAYRH	HUMPHREY Robert	2006		DNS	DNS	DNS		
	15	DAYAB	PARTLETT-HULSTROM Albie	2006		DNS	DNS	DNS		

Did Not Start - Run 3 (2)

	4	DAYRH	HUMPHREY Robert	2006		DNS	DNS	DNS		
	15	DAYAB	PARTLETT-HULSTROM Albie	2006		DNS	DNS	DNS		



Vikings Club National 2017
Suffolk Ski Centre
Special Slalom - Females
Official Ranking

COMPETITION JURY

TECHNICAL DELEGATE METTERS Derek
 CHIEF OF RACE SHELLY Chris (VIK)
 REFEREE REEDER Carl (VIK)
 COURSE CHIEF Suffolk Ski Centre

WEATHER

CONDITIONS Dry, Warm, Sunny
 SNOW Artificial
 AIR TEMPERATURE START : 20.0 °C
 FINISH : 20.0 °C

1st RUN

COURSESETTER ANDERSON Chris (VIK)
 FORERUNNERS - A - ANDERSON Beverly (VIK)
 - B - CUTHBERT Daryl (VIK)
 - C - ANDERSON Chris (VIK)

2nd RUN

ANDERSON Chris (VIK)
 - A - ANDERSON Beverly (VIK)
 - B - CUTHBERT Daryl (VIK)
 - C - ANDERSON Chris (VIK)

COURSE Suffolk Ski Centre
 START 47 m
 FINISH 18 m
 DROP 29 m
 LENGTH 135 m
 HOMOLOGATION 0008/06/10 CN GP PS 20-Jun-2020
 GATES 16
 DIRECTIONS 16
 STARTING TIME 1115

LIST n°117 APPLIED PENALTY: 10.00 CALCULATED PENALTY: 8.02 F = 720
 Number of competitors: 34, Number of NSA: 10

Rank	Bib.	legNo	Year	Cat	(Rank)	Name	====	Club	Run 1	Run 2	Run 3	Time	Points
1	64	20599	2000	U18	(1)	SHERING Nicole		TSN	13.92	DNF	14.37	28.29	0.00
2	69	18933	2001	U18	(2)	VALE Lauren		ASR	19.45	14.59	14.39	28.98	17.56
3	70	20339	2000	U18	(3)	BURROUGHS Hannah		NOR	14.92	15.32	15.12	30.04	44.54
4	65	21024	2002	U16	(1)	JACKSON Ellie		MID	15.67	15.57	14.86	30.43	54.46
5	66	21897	2002	U16	(2)	MARTIN Lily		ESX	15.58	15.61	15.16	30.74	62.35
6	72	21816	1999	U21	(1)	TUBBS Jessica		TSN	15.77	DNF	15.23	31.00	68.97
7	75	22179	2003	U16	(3)	HOLMES Abby		NOR	15.68	15.86	15.56	31.24	75.08
8	67	22199	2004	U14	(1)	TRUST Emma		ASR	16.00	15.77	15.90	31.67	86.02
9	78	22515	2003	U16	(4)	SHELLEY Annie		VIK	16.10	16.14	15.71	31.81	89.59
10	68	21334	2003	U16	(5)	BOTY Nia		HEM	16.49	16.16	15.88	32.04	95.44
11	62	19648	1998	U21	(2)	SIDE Joely		PND	16.36	16.26	15.88	32.14	97.99
12	74	20618	2003	U16	(6)	EAVES Eleanor		PND	16.37	16.19	15.99	32.18	99.00
13	71	22304	2000	U18	(4)	WILKINS Eleanor		ASR	16.92	17.15	16.60	33.52	133.11
14	79	21303	2002	U16	(7)	BANNISTER Lucy		ASR	16.61	17.46	17.02	33.63	135.91
15	91	23800	2002	U16	(8)	SHELLEY Madeline		VIK	17.31	DNF	17.06	34.37	154.74
16	92	22122	2005	U14	(2)	THOMPSON Niamh		TSN	18.20	17.41	17.44	34.85	166.96
17	81	23421	2004	U14	(3)	HUGHES Sophie		ESX	17.94	17.61	17.38	34.99	170.52
18	90	DAYFV	2004	U14	(4)	VENABLES Felicity		VIK	17.98	DNF	17.15	35.13	174.08
19	80	22327	2000	U18	(5)	CALDWELL Cara		CHT	18.23	17.84	17.57	35.41	181.21
20	76	20742	1971	MAS	(1)	SAMPSON Melissa		NOR	18.09	17.92	17.95	35.87	192.92
21	85	24065	2005	U14	(5)	LINCOLN Isabel		NOR	18.03	DNF	17.89	35.92	194.19










Vikings Club National 2017

Suffolk Ski Centre

Special Slalom - Females

Official Ranking

Rank	Bib.	RegNo	Year	Cat	(Rank)	Name	====	Club	Run 1	Run 2	Run 3	Time	Points
22	83	24006	2003	U16	(9)	BLAKE Elspeth		ASR	18.54	18.16	17.99	36.15	200.04
23	89	24072	2004	U14	(6)	WOOD Caitlin		VIK	20.14	18.84	19.15	37.99	246.87
24	88	24069	2005	U14	(7)	SCOTT-AMOS Beth		NOR	19.73	19.57	19.32	38.89	269.78
25	86	DAYMS	2005	U14	(8)	SAUNDERS Mackenzi		VIK	20.58	21.15	20.59	41.17	327.80
26	87	DAYEM	2004	U14	(9)	MERRIGAN Elizabeth		VIK	21.02	21.51	21.04	42.06	350.46
27	84	DAYTC	2003	U16	(10)	CUTHBERT Tia		VIK	21.68	21.33	20.88	42.21	354.27
28	77	22200	2004	U14	(10)	PETERSON Lexie		ASR	16.38	DNF	31.69	48.07	503.41

Did Not Finish - Run 1 (3)

63	21734	2001	U18			ATKINSON Molly		CHT	DNF	DNF			
73	41007	1987	MAS			GODDARD Emily		GLO	DNF	DNF			
82	DAYMC	2003	U16			FRANCIS Mia		VIK	DNF	17.36	DNF		


Did Not Finish - Run 2 (8)

63	21734	2001	U18			ATKINSON Molly		CHT	DNF	DNF			
64	20599	2000	U18			SHERING Nicole		TSN	13.92	DNF	14.37		
72	21816	1999	U21			TUBBS Jessica		TSN	15.77	DNF	15.23		
73	41007	1987	MAS			GODDARD Emily		GLO	DNF	DNF			
77	22200	2004	U14			PETERSON Lexie		ASR	16.38	DNF	31.69		
85	24065	2005	U14			LINCOLN Isabel		NOR	18.03	DNF	17.89		
90	DAYFV	2004	U14			VENABLES Felicity		VIK	17.98	DNF	17.15		
91	23800	2002	U16			SHELLEY Madeline		VIK	17.31	DNF	17.06		

Did Not Finish - Run 3 (3)

82	DAYMC	2003	U16			FRANCIS Mia		VIK	DNF	17.36	DNF		
93	DAYAV	2004	U14			VICOS Amelia		VIK	22.26	21.07	DNF		
94	22615	2001	U18			FABER Sophie		TSN	17.36	16.69	DNF		

Disqualified - Run 3 (1)

61	20337	2001	U18			SKIPPER Megan		NOR	14.77	16.11	DSQ	Gate 11	
----	-------	------	-----	--	--	---------------	---	-----	-------	-------	-----	---------	--



Vikings Club National 2017
Suffolk Ski Centre
Special Slalom - Females
Penalty calculation

Rank	Bib.	RegNo	Name	Year	====	Points	Best 5	Race points
Best 10 at finish								
1	64	20599	SHERING Nicole	2000		2.32	2.32	0.00
2	69	18933	VALE Lauren	2001		11.45	11.45	17.56
3	70	20339	BURROUGHS Hannah	2000		91.15	-	-
4	65	21024	JACKSON Ellie	2002		41.22	41.22	54.46
5	66	21897	MARTIN Lily	2002		53.98	53.98	62.35
6	72	21816	TUBBS Jessica	1999		56.13	56.13	68.97
7	75	22179	HOLMES Abby	2003		115.03	-	-
8	67	22199	TRUST Emma	2004		99.23	-	-
9	78	22515	SHELLEY Annie	2003		157.64	-	-
10	68	21334	BOTY Nia	2003		123.36	-	-

Best 5 at start

1	64	20599	SHERING Nicole	2000		2.32		
2	69	18933	VALE Lauren	2001		11.45		
11	62	19648	SIDE Joely	1998		31.67		
DNF	73	41007	GODDARD Emily	1987		32.76		
DSQ	61	20337	SKIPPER Megan	2001		40.25		

(DNF: Did Not Finish, DSQ: Disqualified)

TOTAL

(B) List points of best 5 at start						118.45		
(A) List points of the best 5 to finish in top 10							165.10	
(C) Race points of corresponding competitors								203.34
Calculated penalty (A + B - C) = 80.21 / 10						8.02		
Correction value (Z)						0.00		
Category adder						0.00		
Applied penalty						(8.02) 10.00		

Technical Delegate





Vikings Club National 2017

Suffolk Ski Centre

Special Slalom - Males

Official Ranking

COMPETITION JURY

TECHNICAL DELEGATE METTERS Derek
 CHIEF OF RACE SHELLY Chris (VIK)
 REFEREE REEDER Carl (VIK)
 COURSE CHIEF Suffolk Ski Centre

WEATHER

CONDITIONS Dry, Warm, Sunny
 SNOW Artificial
 AIR TEMPERATURE START : 20.0 °C
 FINISH : 20.0 °C

1st RUN

COURSESETTER ANDERSON Chris (VIK)
 FORERUNNERS - A - ANDERSON Beverly (VIK)
 - B - CUTHBERT Daryl (VIK)
 - C - ANDERSON Chris (VIK)

2nd RUN

ANDERSON Chris (VIK)
 - A - ANDERSON Beverly (VIK)
 - B - CUTHBERT Daryl (VIK)
 - C - ANDERSON Chris (VIK)

COURSE Suffolk Ski Centre
 START 47 m
 FINISH 18 m
 DROP 29 m
 LENGTH 135 m
 HOMOLOGATION 0008/06/10 CN GP PS 20-Jun-2020
 GATES 16
 DIRECTIONS 16
 STARTING TIME 1115

LIST n°117 APPLIED PENALTY: 10.00 CALCULATED PENALTY: 7.93 F = 720
 Number of competitors: 57, Number of NSA: 15

Rank	Bib.	legNo	Year	Cat	(Rank)	Name	====	Club	Run 1	Run 2	Run 3	Time	Points
1	6	20683	1999	U21	(1)	SPEED Craig		ASR	13.61	13.24	13.46	26.70	0.00
2	4	45332	2001	U18	(1)	WEEKS Oliver		MID	DNF	13.40	13.35	26.75	1.35
3	2	20262	2002	U16	(1)	CASE Toby		ASR	DNF	13.75	13.24	26.99	7.82
4	14	19420	1998	U21	(2)	WITTS Callum		PND	DSQ	13.92	13.61	27.53	22.38
5	13	18810	1997	U21	(3)	FENELEY Luke		NOR	14.12	DNF	13.51	27.63	25.08
6	8	21632	2001	U18	(2)	SHEMANS Jake		ASR	14.13	DNF	14.05	28.18	39.91
7	11	21723	2000	U18	(3)	HOWE Charlie		NOR	DNF	14.50	14.16	28.66	52.85
8	23	20748	2003	U16	(2)	DADE Tommy		NOR	14.55	14.89	14.19	28.74	55.01
9	24	19855	2002	U16	(3)	BINGHAM Nicholas		ESX	14.71	14.48	14.46	28.94	60.40
10	20	23185	2000	U18	(4)	STEWART Oliver		NOR	14.73	14.61	14.43	29.04	63.10
11	16	19713	1997	U21	(4)	BOTY Harry		HEM	14.62	14.66	14.48	29.10	64.72
12	15	21811	1994	SEN	(1)	WELLS Oliver		ASR	14.62	DNF	14.56	29.18	66.88
13	17	20884	2003	U16	(4)	THOMPSON Joseph		NOR	15.10	14.72	14.64	29.36	71.73
14	5	2657	1966	MAS	(1)	BANNISTER Simon		ASR	14.60	36.81	14.91	29.51	75.78
15	28	20839	2003	U16	(5)	ROSS Callum		SBR	15.02	DSQ	14.50	29.52	76.04
16	21	21823	2003	U16	(6)	TUBBS Charlie		TSN	14.76	14.79	14.84	29.60	78.20
17	18	20640	2002	U16	(7)	FENELEY Jack		PND	14.75	DNF	14.93	29.68	80.36
18	25	21605	2002	U16	(8)	SMITH Nathan		ASR	DNF	14.78	15.08	29.86	85.21
19	30	23350	2002	U16	(9)	GOMEZ CLARKE Jamie		NOR	14.98	15.01	15.07	30.05	90.34
20	40	DAYCT	2000	U18	(5)	THOMPSON Connor		VIK	14.78	15.57	15.30	30.08	91.15
21	38	21649	2005	U14	(1)	BUNTON Ryan		CHT	15.20	15.06	15.39	30.45	101.12



Vikings Club National 2017

Suffolk Ski Centre

Special Slalom - Males

Official Ranking

Rank	Bib.	legNo	Year	Cat	(Rank)	Name	====	Club	Run 1	Run 2	Run 3	Time	Points
22	32	21645	2004	U14	(2)	MELLON-HENDRY Freddie		ASR	15.20	DNF	15.40	30.60	105.17
23	29	23349	2003	U16	(10)	BUSHELL George		NOR	15.41	15.70	15.41	30.82	111.10
24	27	22653	2000	U18	(6)	TARGETT Jason		ASR	15.27	DNF	15.71	30.98	115.42
25	53	22087	2005	U14	(3)	PARKER Travis		NOR	15.38	15.58	15.65	31.03	116.76
26	22	21626	1967	MAS	(2)	ATKINSON Andrew		CHT	DNF	15.21	15.86	31.07	117.84
27	31	21091	2003	U16	(11)	LUTTERLOCH Ed		ASR	15.63	15.46	15.73	31.19	121.08
28	44	21604	2005	U14	(4)	OGDEN Alex		NOR	15.66	15.71	15.79	31.45	128.09
29	33	10596	1963	MAS	(3)	BUNTON Paul		HEM	16.35	16.23	16.18	32.41	153.98
30	49	21827	2005	U14	(5)	DEEM Charlie		MID	16.31	16.87	16.19	32.50	156.40
31	41	DAYHL	1998	U21	(5)	LEVENE Harry		VIK	16.33	16.32	16.50	32.82	165.03
32	45	22794	2005	U14	(6)	GRECULA Adam		BRO	16.43	16.74	17.13	33.56	184.99
33	51	DAYST	1964	MAS	(4)	THOMSON Stewart		VIK	17.69	16.73	16.89	33.62	186.61
34	26	21975	1999	U21	(6)	HOCKING Alex		MID	15.71	15.60	18.08	33.68	188.22
35	42	DAYCS	2004	U14	(7)	SINCLAIR Charles		VIK	17.00	17.35	16.86	33.86	193.08
36	36	22807	2004	U14	(8)	FURSE-COPE Jack		ASR	17.06	17.21	16.90	33.96	195.78
37	37	20921	1967	MAS	(5)	DURANT Richard		SUF	17.70	17.61	17.77	35.38	234.07
38	35	13217	1968	MAS	(6)	SHARP Anthony		HEM	15.87	15.69	20.54	36.23	256.99
39	48	DAYON	2001	U18	(7)	NORMAN Oliver		VIK	DNF	18.48	17.93	36.41	261.84
40	52	DAYDG	1973	MAS	(7)	GRIMES Daniel		VIK	20.22	18.70	18.68	37.38	288.00
41	57	DAYAB	2005	U14	(9)	PARTLETT-HULSTROM Albie		VIK	19.55	18.91	18.88	37.79	299.06
42	56	DAYJS.	2005	U14	(10)	SHELLY Jack		VIK	DNF	19.23	18.62	37.85	300.67
43	43	DAYKT	2005	U14	(11)	THOMSON Kai		VIK	23.55	19.05	18.97	38.02	305.26
44	39	DAYLF	2004	U14	(12)	FULCHER Lewis		VIK	DNF	19.84	19.44	39.28	339.24
45	34	23264	2003	U16	(12)	EVANS Theo		ASR	DSQ	25.05	16.61	41.66	403.42
46	47	21942	1972	MAS	(8)	LINCOLN Piers		NOR	21.58	DNF	34.16	55.74	783.10

Did Not Start - Run 1 (4)

7	20673	1999	U21		BANNISTER Adam		ASR	DNS	DNS				
12	19854	1999	U21		BINGHAM Jonathan		ESX	DNS	DNS				
54	DAYNH	2004	U14		HUMPHREY Nick		ASR	DNS	DNS				
55	DAYMH	2004	U14		HUTCHINSON Max		VIK	DNS	DNS				

Did Not Finish - Run 1 (12)

2	20262	2002	U16		CASE Toby		ASR	DNF	13.75	13.24			
3	21189	1998	U21		BIGGS Saul		AMB	DNF	DNF				
4	45332	2001	U18		WEEKS Oliver		MID	DNF	13.40	13.35			
9	41578	1994	SEN		LEE Adam		MID	DNF	38.29	DNF			
11	21723	2000	U18		HOWE Charlie		NOR	DNF	14.50	14.16			
19	45058	2001	U18		PRICE Joshua		CAR	DNF	15.44	DNF			
22	21626	1967	MAS		ATKINSON Andrew		CHT	DNF	15.21	15.86			
25	21605	2002	U16		SMITH Nathan		ASR	DNF	14.78	15.08			
39	DAYLF	2004	U14		FULCHER Lewis		VIK	DNF	19.84	19.44			
46	DAYDM	1993	SEN		MOLLOY Daniel		NOR	DNF	DNF				
48	DAYON	2001	U18		NORMAN Oliver		VIK	DNF	18.48	17.93			
56	DAYJS.	2005	U14		SHELLY Jack		VIK	DNF	19.23	18.62			

Disqualified - Run 1 (2)

14	19420	1998	U21		WITTS Callum		PND	DSQ	13.92	13.61	Gate 11		
34	23264	2003	U16		EVANS Theo		ASR	DSQ	25.05	16.61	Gate 7		

Did Not Start - Run 2 (4)

7	20673	1999	U21		BANNISTER Adam		ASR	DNS	DNS				
12	19854	1999	U21		BINGHAM Jonathan		ESX	DNS	DNS				
54	DAYNH	2004	U14		HUMPHREY Nick		ASR	DNS	DNS				
55	DAYMH	2004	U14		HUTCHINSON Max		VIK	DNS	DNS				

Vikings Club National 2017








Suffolk Ski Centre

Special Slalom - Males

Official Ranking

Rank	Bib.	legNo	Year	Cat	(Rank) Name	====	Club	Run 1	Run 2	Run 3	Time	Points
------	------	-------	------	-----	-------------	------	------	-------	-------	-------	------	--------

Did Not Finish - Run 2 (10)

1	4777	1985	MAS	HATCHER David		AVO	13.57	DNF	DNF			
3	21189	1998	U21	BIGGS Saul		AMB	DNF	DNF				
8	21632	2001	U18	SHEMMANS Jake		ASR	14.13	DNF	14.05			
13	18810	1997	U21	FENELEY Luke		NOR	14.12	DNF	13.51			
15	21811	1994	SEN	WELLS Oliver		ASR	14.62	DNF	14.56			
18	20640	2002	U16	FENELEY Jack		PND	14.75	DNF	14.93			
27	22653	2000	U18	TARGETT Jason		ASR	15.27	DNF	15.71			
32	21645	2004	U14	MELLON-HENDRY Freddie		ASR	15.20	DNF	15.40			
46	DAYDM	1993	SEN	MOLLOY Daniel		NOR	DNF	DNF				
47	21942	1972	MAS	LINCOLN Piers		NOR	21.58	DNF	34.16			


Disqualified - Run 2 (1)

28	20839	2003	U16	ROSS Callum		SBR	15.02	DSQ	14.50			
----	-------	------	-----	--------------------	---	-----	-------	-----	-------	--	--	--

Did Not Finish - Run 3 (4)

1	4777	1985	MAS	HATCHER David		AVO	13.57	DNF	DNF			
9	41578	1994	SEN	LEE Adam		MID	DNF	38.29	DNF			
10	21718	1970	MAS	ROSS David		TSN	14.72	15.06	DNF			
19	45058	2001	U18	PRICE Joshua		CAR	DNF	15.44	DNF			

Disqualified - Run 3 (1)

50	DAYMB	2000	U18	BYE Matthew		VIK	16.42	16.11	DSQ	Gate 7		
----	-------	------	-----	--------------------	---	-----	-------	-------	-----	--------	--	--

Technical Delegate



Vikings Club National 2017
Suffolk Ski Centre
Special Slalom - Males
Penalty calculation

Rank	Bib.	RegNo	Name	Year	====	Points	Best 5	Race points
Best 10 at finish								
1	6	20683	SPEED Craig	1999		9.90	9.90	0.00
2	4	45332	WEEKS Oliver	2001		7.96	7.96	1.35
3	2	20262	CASE Toby	2002		21.31	21.31	7.82
4	14	19420	WITTS Callum	1998		9.58	9.58	22.38
5	13	18810	FENELEY Luke	1997		38.47	38.47	25.08
6	8	21632	SHEMMANS Jake	2001		66.38	-	-
7	11	21723	HOWE Charlie	2000		73.53	-	-
8	23	20748	DADE Tommy	2003		107.37	-	-
9	24	19855	BINGHAM Nicholas	2002		109.17	-	-
10	20	23185	STEWARD Oliver	2000		97.75	-	-

Best 5 at start

DNF	1	4777	HATCHER David	1985		0.00		
2	4	45332	WEEKS Oliver	2001		7.96		
4	14	19420	WITTS Callum	1998		9.58		
1	6	20683	SPEED Craig	1999		9.90		
3	2	20262	CASE Toby	2002		21.31		

(DNF: Did Not Finish, DSQ: Disqualified)

TOTAL

(B) List points of best 5 at start	48.75		
(A) List points of the best 5 to finish in top 10		87.22	
(C) Race points of corresponding competitors			56.63
Calculated penalty (A + B - C) = 79.34 / 10	7.93		
Correction value (Z)	0.00		
Category adder	0.00		
Applied penalty	(7.93)	10.00	

Technical Delegate





Norfolk Club National 2017
Norfolk Snowsports Club
Special Slalom - Girls & Boys (U10/12)
Official Ranking

COMPETITION JURY

TECHNICAL DELEGATE METTERS Derek (GBS)
 CHIEF OF RACE JENKINS Lloyd (NOR)
 REFEREE GRANT Andrea (HEM)
 COURSE CHIEF Norfolk Snowsports Club

WEATHER

CONDITIONS Dry, Warm, Sunny
 SNOW Artificial
 AIR TEMPERATURE START : 17.0 °C
 FINISH : 17.0 °C

1st RUN

COURSESETTER BANNISTER Simon (ASR)
 FORERUNNERS - A - KNOWLES Michael (PND)
 - B - BECKETT Simon (NOR)
 - C - BANNISTER Simon (ASR)
 - D - BALDWIN Thomas

2nd RUN

BANNISTER Simon (ASR)
 - A - KNOWLES Michael (PND)
 - B - BECKETT Simon (NOR)
 - C - BANNISTER Simon (ASR)
 - D - BALDWIN Thomas

COURSE Norfolk Snowsports Club
 START 71 m
 FINISH 32 m
 DROP 39 m
 LENGTH 180 m
 HOMOLOGATION 0002/04/05 CN GP PS
 GATES 16
 DIRECTIONS 16
 STARTING TIME 1120

Norfolk Snowsports Club
 71 m
 32 m
 39 m
 180 m
 0002/04/05 CN GP PS
 16
 16
 1120

F = 720

Number of competitors: 29, Number of NSA: 8

Rank	Bib.	agNo	Year	Cat	Rank	Name	====	Club	Run 1	Run 2	Run 3	Time
------	------	------	------	-----	------	------	------	------	-------	-------	-------	------

Cat: U10 / Girls

1	139	23309	2008	U10	(1)	CALDWELL Kitty-Jay		CHT	18.21	18.25	17.78	17.78
2	136	DAYMW	2009	U10	(2)	WELSH Madeleine		VIK	21.06	20.94	20.30	20.30
3	145	23258	2008	U10	(3)	BUNTON Aimee		CHT	21.02	21.67	20.48	20.48

Did Not Start - Run 1 (1)

146	DAYMH	2008	U10			HARDEN Mirabelle		NOR	DNS	DNS	DNS	
-----	-------	------	-----	--	--	------------------	--	-----	-----	-----	-----	--

Did Not Start - Run 2 (1)

146	DAYMH	2008	U10			HARDEN Mirabelle		NOR	DNS	DNS	DNS	
-----	-------	------	-----	--	--	------------------	--	-----	-----	-----	-----	--

Did Not Start - Run 3 (1)

146	DAYMH	2008	U10			HARDEN Mirabelle		NOR	DNS	DNS	DNS	
-----	-------	------	-----	--	--	------------------	--	-----	-----	-----	-----	--


Norfolk Club National 2017
 Norfolk Snowsports Club
 Special Slalom - Girls & Boys (U10/12)
 Official Ranking

Rank	Bib.	agNo	Year	Cat	Rank	Name	====	Club	Run 1	Run 2	Run 3	Time
------	------	------	------	-----	------	------	------	------	-------	-------	-------	------













Cat: U10 / Boys

1	109	23972	2009	U10	(1)	FABER Ryan		TSN	16.44	16.97	15.85	15.85
2	106	23342	2008	U10	(2)	MITCHELL William		ASR	DSQ	17.57	16.74	16.74
3	113	DAYRC	2008	U10	(3)	CHAUHAN Ruben		NOR	22.11	21.98	22.82	21.98


Disqualified - Run 1 (1)

	106	23342	2008	U10		MITCHELL William		ASR	DSQ	17.57	16.74	Gate 8
--	-----	-------	------	-----	--	------------------	---	-----	-----	-------	-------	--------

Cat: U12 / Girls

1	144	22729	2007	U12	(1)	FENNELL Amber		MID	16.15	16.18	15.80	15.80
2	142	22858	2006	U12	(2)	PUTMAN Abigail		TSN	16.26	16.35	16.63	16.26
3	131	22859	2007	U12	(3)	PUTMAN Daisy		TSN	17.07	16.59	16.27	16.27
4	134	23945	2007	U12	(4)	SAUNDERS Katie		ASR	16.75	16.80	16.66	16.66
5	137	DAYPV	2006	U12	(5)	VENABLES Phoebe		VIK	17.67	17.86	17.46	17.46
6	138	24038	2007	U12	(6)	BUSHELL Grace		NOR	DSQ	17.75	17.61	17.61
7	133	23295	2006	U12	(7)	TOMS Felicity		BRO	17.63	18.01	17.85	17.63
8	135	23453	2006	U12	(8)	MELLON BACKHOUSE Isabella		ASR	19.38	18.85	18.84	18.84
9	132	DAYGW	2007	U12	(9)	WINSER Gretchen		VIK	20.40	20.77	20.10	20.10
10	140	DAYIL	2007	U12	(10)	LAST Isabelle		NOR	21.19	20.66	20.46	20.46
11	141	24094	2006	U12	(11)	HOLT Eleanor		ASR	21.63	21.72	21.04	21.04
12	143	DAYMK	2007	U12	(12)	KITCHING Martha		VIK	23.95	DSQ	24.88	23.95

Disqualified - Run 1 (1)

	138	24038	2007	U12		BUSHELL Grace		NOR	DSQ	17.75	17.61	Gate 14
--	-----	-------	------	-----	--	---------------	---	-----	-----	-------	-------	---------


Disqualified - Run 2 (1)

	143	DAYMK	2007	U12		KITCHING Martha		VIK	23.95	DSQ	24.88	Gate 14
--	-----	-------	------	-----	--	-----------------	---	-----	-------	-----	-------	---------


Cat: U12 / Boys

1	108	23348	2006	U12	(1)	DUNCAN Harry		ASR	14.85	14.68	14.58	14.58
2	105	22059	2006	U12	(2)	DADE Jake		NOR	15.22	15.33	14.96	14.96
3	111	23557	2007	U12	(3)	MITCHELL Kieran		NOR	16.43	15.86	15.65	15.65
4	110	22673	2007	U12	(4)	ATKINSON Liam		CHT	15.77	16.07	15.73	15.73
5	107	DAYAH	2006	U12	(5)	HADINGHAM Alex		NOR	DSQ	15.90	DSQ	15.90
6	104	22363	2006	U12	(6)	BROWN Ben		BRO	16.75	16.81	16.37	16.37
7	103	23170	2006	U12	(7)	ROSS Angus		SBR	16.39	DNF	16.76	16.39
8	112	24070	2006	U12	(8)	COZENS Samuel		NOR	17.48	17.45	16.72	16.72
9	101	24073	2007	U12	(9)	WOOD George		VIK	18.58	18.17	DSQ	18.17
10	102	DAYBS	2007	U12	(10)	SEWELL Bertie		NOR	18.76	19.30	DSQ	18.76




Disqualified - Run 1 (1)

	107	DAYAH	2006	U12		HADINGHAM Alex		NOR	DSQ	15.90	DSQ	Gate 14
--	-----	-------	------	-----	--	----------------	---	-----	-----	-------	-----	---------

Did Not Finish - Run 2 (1)

	103	23170	2006	U12		ROSS Angus		SBR	16.39	DNF	16.76	
--	-----	-------	------	-----	--	------------	---	-----	-------	-----	-------	--

Norfolk Club National 2017
Norfolk Snowsports Club
Special Slalom - Girls & Boys (U10/12)
Official Ranking

Rank	Bib. No	Year	Cat	Name	====	Club	Run 1	Run 2	Run 3	Time
Disqualified - Run 3 (3)										
101	24073	2007	U12	WOOD George		VIK	18.58	18.17	DSQ	Gate 6
102	DAYBS	2007	U12	SEWELL Bertie		NOR	18.76	19.30	DSQ	Gate 1
107	DAYAH	2006	U12	HADINGHAM Alex		NOR	DSQ	15.90	DSQ	Gate 14

Technical Delegate



Norfolk Club National 2017
Norfolk Snowsports Club
Special Slalom - Females
Official Ranking

COMPETITION JURY

TECHNICAL DELEGATE METTERS Derek (GBS)
CHIEF OF RACE JENKINS Lloyd (NOR)
REFEREE GRANT Andrea (HEM)
COURSE CHIEF Norfolk Snowsports Club

WEATHER

CONDITIONS Dry, Warm, Sunny
SNOW Artificial
AIR TEMPERATURE START : 17.0 °C
FINISH : 17.0 °C

1st RUN

COURSESETTER BANNISTER Simon (ASR)
FORERUNNERS - A - KNOWLES Michael (PND)
- B - BECKETT Simon (NOR)
- C - BANNISTER Simon (ASR)
- D - BALDWIN Thomas

2nd RUN

BANNISTER Simon (ASR)
- A - KNOWLES Michael (PND)
- B - BECKETT Simon (NOR)
- C - BANNISTER Simon (ASR)
- D - BALDWIN Thomas

COURSE Norfolk Snowsports Club
START 71 m
FINISH 32 m
DROP 39 m
LENGTH 180 m
HOMOLOGATION 0002/04/05 CN GP PS
GATES 16
DIRECTIONS 16
STARTING TIME 1120

LIST n°117 APPLIED PENALTY: 10.00 CALCULATED PENALTY: 5.77

F = 720

Number of competitors: 35, Number of NSA: 11












Rank	Bib.	legNo	Year	Cat	(Rank) Name	====	Club	Run 1	Run 2	Run 3	Time	Points
1	74	20599	2000	U18	(1) SHERING Nicole		TSN	14.33	14.08	14.21	28.29	0.00
2	62	18933	2001	U18	(2) VALE Lauren		ASR	14.59	14.30	14.40	28.70	10.43
3	69	20337	2001	U18	(3) SKIPPER Megan		NOR	14.91	14.64	14.40	29.04	19.09
4	67	20339	2000	U18	(4) BURROUGHS Hannah		NOR	15.16	15.23	14.82	29.98	43.01
5	68	21024	2002	U16	(1) JACKSON Ellie		MID	15.40	15.25	15.04	30.29	50.90
6	75	21816	1999	U21	(1) TUBBS Jessica		TSN	15.24	15.26	15.26	30.50	56.25
7	63	19648	1998	U21	(2) SIDE Joely		PND	15.75	15.62	15.56	31.18	73.55
8	73	41007	1987	MAS	(1) GODDARD Emily		GLO	15.57	DNF	15.71	31.28	76.10
8	72	22179	2003	U16	(2) HOLMES Abby		NOR	15.80	15.73	15.55	31.28	76.10
10	65	20618	2003	U16	(3) EAVES Eleanor		PND	16.18	15.87	15.98	31.85	90.60
11	64	22199	2004	U14	(1) TRUST Emma		ASR	16.56	16.17	16.13	32.30	102.06
12	70	22304	2000	U18	(5) WILKINS Eleanor		ASR	16.21	16.25	16.12	32.33	102.82
13	92	22615	2001	U18	(6) FABER Sophie		TSN	16.94	16.35	16.36	32.71	112.49
14	61	21334	2003	U16	(4) BOTY Nia		HEM	16.46	16.46	16.27	32.73	113.00
15	77	22200	2004	U14	(2) PETERSON Lexie		ASR	17.28	16.73	16.68	33.41	130.31
16	78	21303	2002	U16	(5) BANNISTER Lucy		ASR	17.22	16.57	17.01	33.58	134.63
17	83	DAYFV	2004	U14	(3) VENABLES Felicity		VIK	17.21	16.95	16.95	33.90	142.78
18	93	DAYIH	2002	U16	(6) HAWES Isobel		NOR	17.85	17.36	16.75	34.11	148.12
19	95	20767	2000	U18	(7) WEBSTER Atlanta		NOR	17.99	17.57	17.32	34.89	167.97
20	90	22122	2005	U14	(4) THOMPSON Niamh		TSN	18.33	17.71	17.22	34.93	168.99
21	89	DAYBA	1970	MAS	(2) ANDERSON Beverly		VIK	DNF	17.93	17.22	35.15	174.59

Norfolk Club National 2017

Norfolk Snowsports Club

Special Slalom - Females

Official Ranking

Rank	Bib.	legNo	Year	Cat	(Rank)	Name	====	Club	Run 1	Run 2	Run 3	Time	Points
22	94	24006	2003	U16	(7)	BLAKE Elspeth		ASR	18.25	17.77	17.58	35.35	179.68
23	86	24065	2005	U14	(5)	LINCOLN Isabel		NOR	18.94	17.98	17.43	35.41	181.21
24	80	23421	2004	U14	(6)	HUGHES Sophie		ESX	18.02	17.75	17.94	35.69	188.34
25	79	22327	2000	U18	(8)	CALDWELL Cara		CHT	19.20	18.21	18.11	36.32	204.37
26	91	22416	2004	U14	(7)	HOLT Josephine			18.66	18.20	18.26	36.46	207.93
27	76	20742	1971	MAS	(3)	SAMPSON Melissa		NOR	17.71	18.07	18.95	36.66	213.02
28	84	DAYAG	2003	U16	(8)	GROSE Elise		NOR	19.32	18.83	18.79	37.62	237.45
29	85	24069	2005	U14	(8)	SCOTT-AMOS Beth		NOR	19.53	DNF	18.79	38.32	255.27
30	87	24072	2004	U14	(9)	WOOD Caitlin		VIK	19.73	19.36	19.22	38.58	261.89
31	81	DAYAP	2002	U16	(9)	POUNDALL Anya		NOR	21.45	20.95	20.52	41.47	335.44
32	82	DAYMS	2005	U14	(10)	SAUNDERS Mackenzi		VIK	22.82	21.46	21.10	42.56	363.18
33	88	DAYTC	2003	U16	(10)	CUTHBERT Tia		VIK	22.81	22.47	21.46	43.93	398.05

Did Not Finish - Run 1 (1)

89	DAYBA	1970	MAS			ANDERSON Beverly		VIK	DNF	17.93	17.22		
----	-------	------	-----	--	--	------------------	---	-----	-----	-------	-------	--	--

Did Not Finish - Run 2 (3)

66	21734	2001	U18			ATKINSON Molly		CHT	15.63	DNF	DNF		
73	41007	1987	MAS			GODDARD Emily		GLO	15.57	DNF	15.71		
85	24069	2005	U14			SCOTT-AMOS Beth		NOR	19.53	DNF	18.79		

Did Not Finish - Run 3 (2)

66	21734	2001	U18			ATKINSON Molly		CHT	15.63	DNF	DNF		
71	21897	2002	U16			MARTIN Lily		ESX	15.48	15.57	DNF		



Norfolk Club National 2017
 Norfolk Snowsports Club
 Special Slalom - Females
 Penalty calculation

Rank	Bib.	RegNo	Name	Year	====	Points	Best 5	Race points
Best 10 at finish								
1	74	20599	SHERING Nicole	2000		2.32	2.32	0.00
2	62	18933	VALE Lauren	2001		11.45	11.45	10.43
3	69	20337	SKIPPER Megan	2001		40.25	40.25	19.09
4	67	20339	BURROUGHS Hannah	2000		91.15	-	-
5	68	21024	JACKSON Ellie	2002		41.22	-	-
6	75	21816	TUBBS Jessica	1999		56.13	-	-
7	63	19648	SIDE Joely	1998		31.67	31.67	73.55
8	73	41007	GODDARD Emily	1987		32.76	32.76	76.10
8	72	22179	HOLMES Abby	2003		115.03	-	-
10	65	20618	EAVES Eleanor	2003		75.79	-	-

Best 5 at start

1	74	20599	SHERING Nicole	2000		2.32
2	62	18933	VALE Lauren	2001		11.45
7	63	19648	SIDE Joely	1998		31.67
8	73	41007	GODDARD Emily	1987		32.76
3	69	20337	SKIPPER Megan	2001		40.25

(DNF: Did Not Finish, DSQ: Disqualified)

TOTAL

(B) List points of best 5 at start	118.45
(A) List points of the best 5 to finish in top 10	118.45
(C) Race points of corresponding competitors	179.17

Calculated penalty (A + B - C) = 57.73 / 10	5.77
Correction value (Z)	0.00
Category adder	0.00
Applied penalty	(5.77) 10.00

Technical Delegate



Norfolk Club National 2017
Norfolk Snowsports Club
Special Slalom - Male
Official Ranking

COMPETITION JURY

TECHNICAL DELEGATE METTERS Derek (GBS)
CHIEF OF RACE JENKINS Lloyd (NOR)
REFEREE GRANT Andrea (HEM)
COURSE CHIEF Norfolk Snowsports Club

WEATHER

CONDITIONS Dry, Warm, Sunny
SNOW Artificial
AIR TEMPERATURE START : 17.0 °C
FINISH : 17.0 °C

1st RUN

COURSESETTER BANNISTER Simon (ASR)
FORERUNNERS - A - KNOWLES Michael (PND)
- B - BECKETT Simon (NOR)
- C - BANNISTER Simon (ASR)
- D - BALDWIN Thomas

2nd RUN

BANNISTER Simon (ASR)
- A - KNOWLES Michael (PND)
- B - BECKETT Simon (NOR)
- C - BANNISTER Simon (ASR)
- D - BALDWIN Thomas

COURSE Norfolk Snowsports Club
START 71 m
FINISH 32 m
DROP 39 m
LENGTH 180 m
HOMOLOGATION 0002/04/05 CN GP PS
GATES 16
DIRECTIONS 16
STARTING TIME 1120

LIST n°117 APPLIED PENALTY: 10.00 CALCULATED PENALTY: -0.84

F = 720

Number of competitors: 58, Number of NSA: 15

Rank	Bib.	legNo	Year	Cat	(Rank)	Name	====	Club	Run 1	Run 2	Run 3	Time	Points
1	7	45332	2001	U18	(1)	WEEKS Oliver		MID	13.05	13.02	12.95	25.97	0.00
2	56	DAYMM	1992	SEN	(1)	MOLLOY Michael		NOR	13.28	13.28	12.73	26.01	1.11
3	54	DAYDM	1993	SEN	(2)	MOLLOY Daniel		NOR	13.59	12.97	13.22	26.19	6.10
4	10	19420	1998	U21	(1)	WITTS Callum		PND	13.22	DNF	13.23	26.45	13.31
5	1	19854	1999	U21	(2)	BINGHAM Jonathan		ESX	13.54	13.34	13.32	26.66	19.13
6	6	18810	1997	U21	(3)	FENELEY Luke		NOR	13.42	13.51	13.32	26.74	21.35
7	8	4777	1985	MAS	(1)	HATCHER David		AVO	13.49	13.49	13.30	26.79	22.73
8	15	20262	2002	U16	(1)	CASE Toby		ASR	13.80	13.71	13.46	27.17	33.27
9	2	20683	1999	U21	(4)	SPEED Craig		ASR	13.63	13.64	13.66	27.29	36.60
10	11	41578	1994	SEN	(3)	LEE Adam		MID	13.84	13.92	13.62	27.46	41.31
11	3	21723	2000	U18	(2)	HOWE Charlie		NOR	14.03	13.97	13.70	27.67	47.13
12	12	21632	2001	U18	(3)	SHEMANS Jake		ASR	14.42	14.16	13.77	27.93	54.34
13	9	21811	1994	SEN	(4)	WELLS Oliver		ASR	14.21	14.17	13.90	28.07	58.22
14	4	20673	1999	U21	(5)	BANNISTER Adam		ASR	14.25	14.16	13.92	28.08	58.50
15	14	21189	1998	U21	(6)	BIGGS Saul		AMB	DNF	14.34	14.18	28.52	70.70
16	23	20748	2003	U16	(2)	DADE Tommy		NOR	14.66	14.63	13.98	28.61	73.19
17	20	23185	2000	U18	(4)	STEWART Oliver		NOR	14.48	14.41	14.27	28.68	75.13
18	17	20884	2003	U16	(3)	THOMPSON Joseph		NOR	14.87	14.63	14.09	28.72	76.24
19	24	19855	2002	U16	(4)	BINGHAM Nicholas		ESX	24.55	14.48	14.28	28.76	77.35
20	27	22653	2000	U18	(5)	TARGETT Jason		ASR	15.39	14.56	14.62	29.18	88.99
21	18	20640	2002	U16	(5)	FENELEY Jack		PND	15.25	14.98	14.37	29.35	93.71

Norfolk Club National 2017


Norfolk Snowsports Club

Special Slalom - Male

Official Ranking

Rank	Bib.	legNo	Year	Cat	(Rank)	Name	====	Club	Run 1	Run 2	Run 3	Time	Points
22	28	20839	2003	U16	(6)	ROSS Callum		SBR	14.98	14.64	14.72	29.36	93.99
23	21	21823	2003	U16	(7)	TUBBS Charlie		TSN	14.96	14.88	14.51	29.39	94.82
24	5	21718	1970	MAS	(2)	ROSS David		TSN	14.87	14.75	14.76	29.51	98.14
25	22	21626	1967	MAS	(3)	ATKINSON Andrew		CHT	14.85	14.72	14.92	29.64	101.75
26	30	23350	2002	U16	(8)	GOMEZ CLARKE Jamie		NOR	15.22	15.02	14.63	29.65	102.03
27	29	23349	2003	U16	(9)	BUSHELL George		NOR	15.95	15.50	14.92	30.42	123.37
28	45	21604	2005	U14	(1)	OGDEN Alex		NOR	15.29	15.36	15.20	30.49	125.31
29	26	21975	1999	U21	(7)	HOCKING Alex		MID	15.78	15.28	15.24	30.52	126.15
30	31	21091	2003	U16	(10)	LUTTERLOCH Ed		ASR	15.98	15.62	15.00	30.62	128.92
31	58	DAYEC	2002	U16	(11)	CROUGHAN Ewan		NOR	15.98	15.68	15.35	31.03	140.28
32	43	21649	2005	U14	(2)	BUNTON Ryan		CHT	15.88	15.58	15.52	31.10	142.23
33	32	21645	2004	U14	(3)	MELLON-HENDRY Freddie		ASR	15.75	15.68	15.55	31.23	145.83
34	33	10596	1963	MAS	(4)	BUNTON Paul		HEM	15.90	15.63	15.94	31.57	155.26
35	49	22087	2005	U14	(4)	PARKER Travis		NOR	15.81	15.96	15.79	31.60	156.09
36	48	24079	2001	U18	(6)	REYNOLDS Joshua		NOR	DSQ	16.01	15.68	31.69	158.58
37	35	13217	1968	MAS	(5)	SHARP Anthony		HEM	16.09	16.13	15.67	31.76	160.52
38	51	23354	2005	U14	(5)	CHAUHAN Rohan		NOR	16.60	16.18	15.65	31.83	162.46
39	53	DAYSS	2003	U16	(12)	SEWELL Sebastian		NOR	16.75	16.18	15.91	32.09	169.67
40	38	17468	1961	MAS	(6)	GIBB Jim		CHT	16.76	16.88	16.29	33.05	196.29
41	37	18665	1967	MAS	(7)	SYDER Mark		NOR	17.07	16.73	16.41	33.14	198.78
42	44	DAYHL	1998	U21	(8)	LEVENE Harry		VIK	16.57	16.61	16.59	33.16	199.34
43	36	22138	1987	MAS	(8)	BELLAMY Edward		NOR	17.18	16.87	16.45	33.32	203.77
44	42	22794	2005	U14	(6)	GRECULA Adam		BRO	DSQ	17.02	16.53	33.55	210.15
45	52	21698	2005	U14	(7)	STOCKS Elliot		PND	16.70	DNF	17.24	33.94	220.96
46	39	22807	2004	U14	(8)	FURSE-COPE Jack		ASR	17.89	17.50	17.29	34.79	244.53
47	50	DAYJA	2003	U16	(13)	ALGER James		NOR	17.77	17.42	17.47	34.89	247.30
48	40	10372	1959	MAS	(9)	ANDERSON Christopher		VIK	18.11	17.87	17.53	35.40	261.44
49	57	DAYBD	2004	U14	(9)	DAVIES Ben		NOR	42.09	18.04	17.63	35.67	268.93
50	47	23572	1961	MAS	(10)	WITTS Shaun		PND	18.90	DNF	18.26	37.16	310.23
51	46	21942	1972	MAS	(11)	LINCOLN Piers		NOR	20.15	20.08	20.05	40.13	392.58

Did Not Start - Run 1 (1)

41	20921	1967	MAS		DURANT Richard		SUF	DNS	DNS				
----	-------	------	-----	--	----------------	---	-----	-----	-----	--	--	--	--


Did Not Finish - Run 1 (1)

14	21189	1998	U21		BIGGS Saul		AMB	DNF	14.34	14.18			
----	-------	------	-----	--	------------	---	-----	-----	-------	-------	--	--	--

Disqualified - Run 1 (2)

42	22794	2005	U14		GRECULA Adam		BRO	DSQ	17.02	16.53	Gate 15		
48	24079	2001	U18		REYNOLDS Joshua		NOR	DSQ	16.01	15.68	Gate 15		

Did Not Start - Run 2 (1)

41	20921	1967	MAS		DURANT Richard		SUF	DNS	DNS				
----	-------	------	-----	--	----------------	---	-----	-----	-----	--	--	--	--

Did Not Finish - Run 2 (4)

10	19420	1998	U21		WITTS Callum		PND	13.22	DNF	13.23			
13	17284	1996	SEN		SIEBER James		ASR	13.05	DNF	DSQ			
47	23572	1961	MAS		WITTS Shaun		PND	18.90	DNF	18.26			
52	21698	2005	U14		STOCKS Elliot		PND	16.70	DNF	17.24			





Did Not Finish - Run 3 (1)

55	21827	2005	U14		DEEM Charlie		MID	16.57	16.43	DNF			
----	-------	------	-----	--	--------------	---	-----	-------	-------	-----	--	--	--

Disqualified - Run 3 (5)

13	17284	1996	SEN		SIEBER James		ASR	13.05	DNF	DSQ	Gate 14		
----	-------	------	-----	--	--------------	---	-----	-------	-----	-----	---------	--	--

Norfolk Club National 2017
Norfolk Snowsports Club
Special Slalom - Male
Official Ranking

Rank	Bib.	legNo	Year	Cat	(Rank) Name	====	Club	Run 1	Run 2	Run 3	Time	Points
16	19713	1997	U21	BOTY Harry		HEM	14.77	14.94	DSQ	Gate 13		
19	45058	2001	U18	PRICE Joshua		CAR	15.26	15.83	DSQ	Gate 14		
25	21605	2002	U16	SMITH Nathan		ASR	15.39	15.05	DSQ	Gate 3		
34	23264	2003	U16	EVANS Theo		ASR	16.37	15.82	DSQ	Gate 1		



Norfolk Club National 2017 Norfolk Snowsports Club

Special Slalom - Male

Penalty Calculation - Men

Rank	Bib	Code	Name	FIS Points	Best 5 Race Points	
Best 10 at finish						
1	7	45332	WEEKS Oliver	7.96	7.96	0.00
2	1	19854	BINGHAM Jonathan	39.54		
3	6	18810	FENELEY Luke	38.47	38.47	21.35
4	8	4777	HATCHER David	0.00	0.00	22.73
5	15	20262	CASE Toby	21.31	21.31	33.27
6	2	20683	SPEED Craig	9.90	9.90	36.60
7	11	41578	LEE Adam	41.89		
8	3	21723	HOWE Charlie	73.53		
9	12	21632	SHEMMANS Jake	66.38		
10	9	21811	WELLS Oliver	67.46		
Best 5 at start						
4	8	4777	HATCHER David	0.00		
1	7	45332	WEEKS Oliver	7.96		
DNF	10	19420	WITTS Callum	9.58		
6	2	20683	SPEED Craig	9.90		
5	15	20262	CASE Toby	21.31		
TOTAL						
(B) List points of best 5 at start				48.75		
(A) List points of the best 5 to finish in top 10					77.64	
(C) Race points of corresponding competitors						113.95
Calculated penalty(A + B - C) = 12.44 / 10				1.24		
Correction value(Z)				0.00		
Category adder				0.00		
Applied penalty				10.00	(1.24)	

The **ROSSIGNOL**  Another best day

TEAM
evolution
alpine racing

 **Skibartlett**
www.skibartlett.com

racer ready